



Supplement of

Quantifying gender gaps in seismology authorship

Laura Anna Ermert et al.

Correspondence to: Laura Anna Ermert (laura.ermert@sed.ethz.ch), Maria Koroni (maria.koroni@sed.ethz.ch), and Naiara Korta Martiartu (naiara.korta@unibe.ch)

The copyright of individual parts of the supplement might differ from the article licence.

1 Content

This supplementary material contains three figures showing the mean number of authors per year and journal in the articles in our database, as well as a comparison between a linear and an exponential model for the increase of female authorship over time.

2 Supplementary Figures

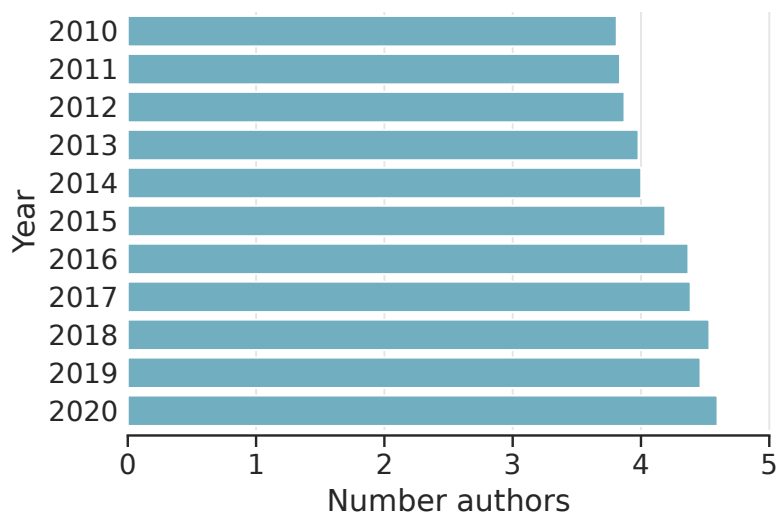


Figure S1. Mean number of authors per year in articles published from 2010 to 2020.

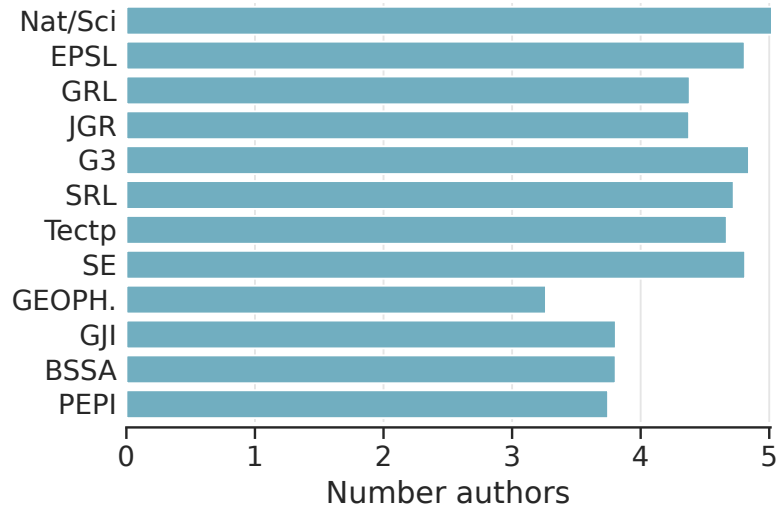


Figure S2. Mean number of authors in a publication per journal. Nat/Sci: Nature, Science and Nature Geoscience; EPSL: Earth and Planetary Science Letters; GRL: Geophysical Research Letters; JGR: Journal of Geophysical Research: Solid Earth; G3: Geochemistry, Geophysics, Geosystems; SRL: Seismological Research Letters; Tectp: Tectonophysics; SE: Solid Earth; GEOPH.: GEOPHYSICS; GJI: Geophysical Journal International; BSSA: Bulletin of the Seismological Society of America; PEPI: Physics of the Earth and Planetary Interiors.

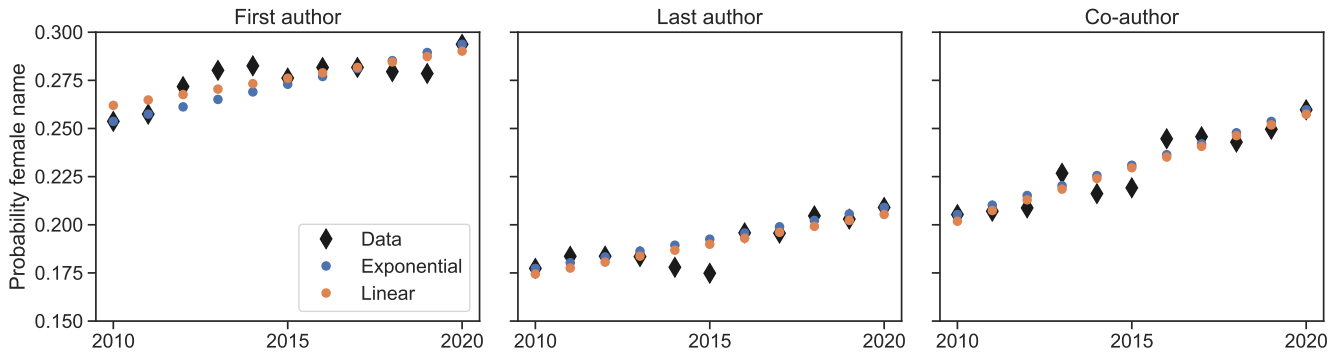


Figure S3. Comparison of models for predicting the increase in female author probability. For first, last and co-author we show the data per year (black diamonds) the linear regression (orange dots), and the exponential prediction based on the compound annual growth rate and using the probabilities in 2010 as starting value (blue dots).