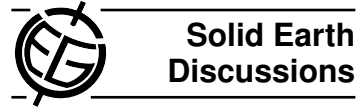


Solid Earth Discuss., 4, C471–C475, 2012
www.solid-earth-discuss.net/4/C471/2012/
© Author(s) 2012. This work is distributed under
the Creative Commons Attribute 3.0 License.



SED

4, C471–C475, 2012

Interactive
Comment

Interactive comment on “Subduction to the lower mantle – a comparison between geodynamic and tomographic models” by B. Steinberger et al.

B. Steinberger et al.

bstein@gfz-potsdam.de

Received and published: 21 September 2012

Figures attached

Interactive comment on Solid Earth Discuss., 4, 851, 2012.

Full Screen / Esc

Printer-friendly Version

Interactive Discussion

Discussion Paper



Interactive
Comment

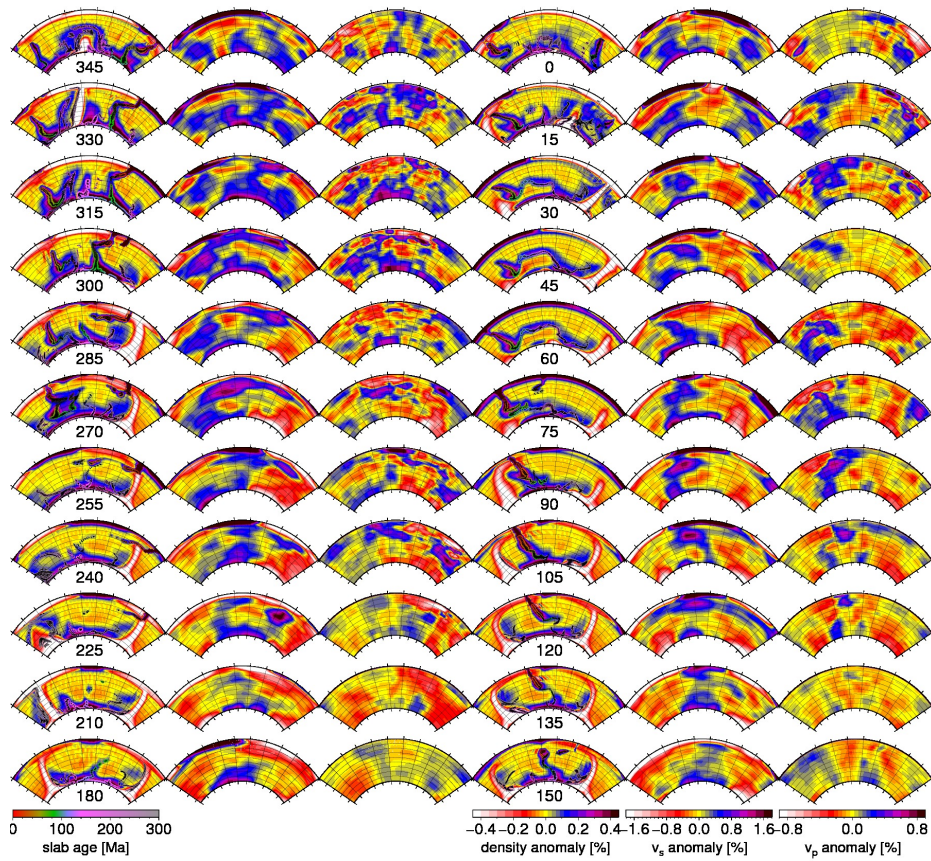


Fig. 1.

Full Screen / Esc

Printer-friendly Version

Interactive Discussion

Discussion Paper



Interactive
Comment

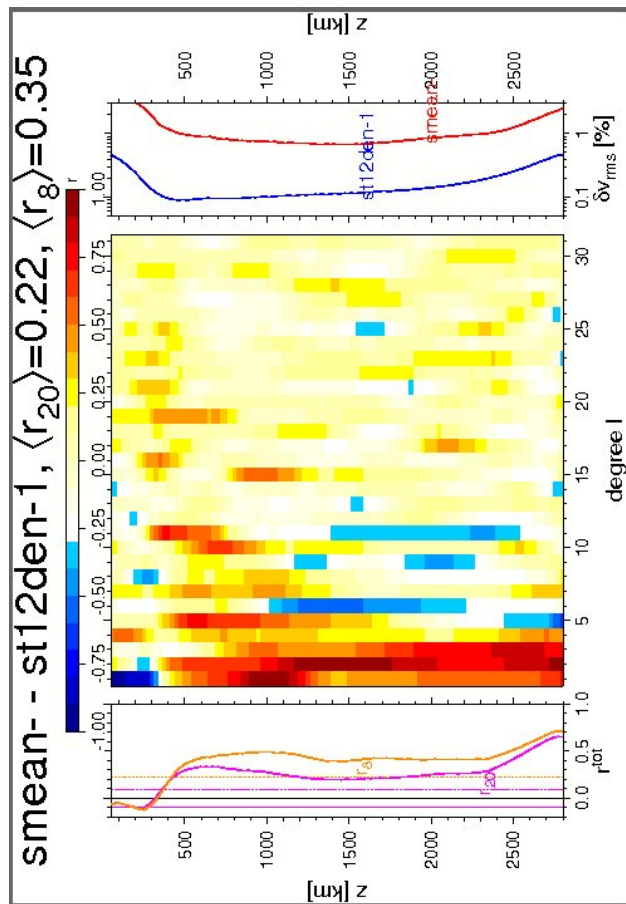


Fig. 2.

- Full Screen / Esc
- Printer-friendly Version
- Interactive Discussion
- Discussion Paper



Interactive
Comment

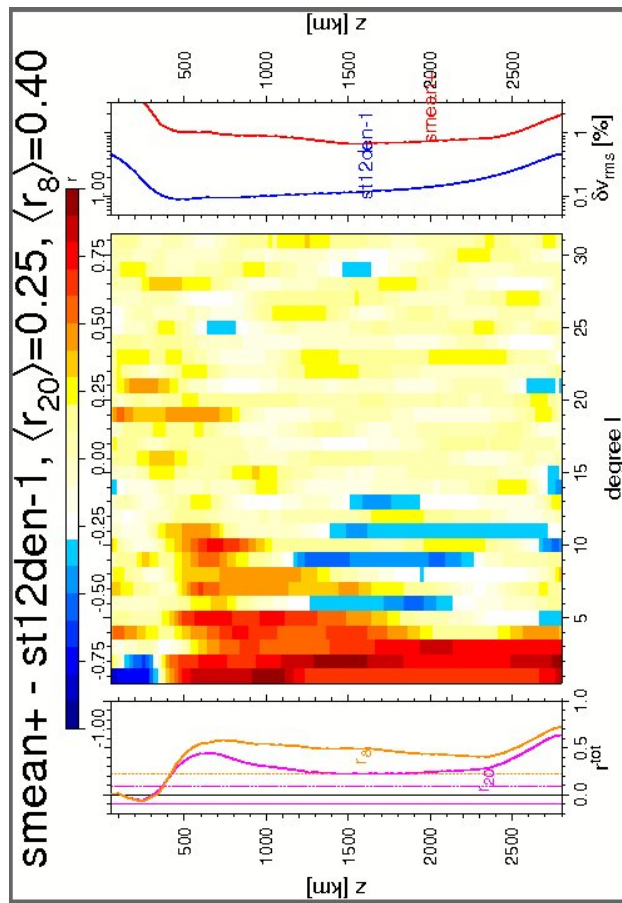


Fig. 3.

Full Screen / Esc

Printer-friendly Version

Interactive Discussion

Discussion Paper



Table 1: Summary of model runs

| Model | Depth of slab insertion [km] | Longitude correction of slab insertion | Phase boundaries considered | Thermo-chemical piles included | D'' thermal boundary layer included | r_8 | r_{20} |
|-----------|------------------------------|--|-----------------------------|--------------------------------|-------------------------------------|-------|----------|
| st12den-1 | 150-450 | yes | no | yes | yes | 0.39 | 0.25 |
| st12den-2 | 650, 700 | yes | yes | yes | yes | 0.35 | 0.21 |
| st12den-3 | 650, 700 | no | yes | yes | yes | 0.29 | 0.18 |
| st12den-4 | 600, 650 | yes | yes | yes | yes | 0.34 | 0.19 |
| st12den-5 | 600, 650 | yes | no | yes | yes | 0.35 | 0.2 |
| st12den-6 | 600, 650 | yes | no | no | yes | 0.23 | 0.14 |
| st12den-7 | 150-450 | yes | yes | no | no | 0.42 | 0.34 |

Fig. 4.

[Full Screen / Esc](#)[Printer-friendly Version](#)[Interactive Discussion](#)[Discussion Paper](#)