

1 **Effects of Spent Mushroom Compost Application on Physicochemical Properties of**  
2 **Degraded Soil**

3 İlknur Gümüş

4 Department of Soil Science and Plant Nutrition, Faculty of Agriculture, University of Selçuk,  
5 42031 Konya, Turkey

6 Tel: +903322232932 Fax: +903322410108

7 Correspondence to: İlknur Gümüş,\*ersoy@selcuk.edu.tr

8 Cevdet ŞEKER

9 Department of Soil Science and Plant Nutrition, Faculty of Agriculture, University of Selçuk,  
10 42031 Konya, Turkey

11 Tel: +903322232928 Fax: +903322410108

12 **Abstract**

13 Land and laboratory studies show that the application of organic amendments into the soil  
14 improves the physicochemical properties of it. The study aims to explore spent mushroom  
15 compost (SMC) application on the properties of a weak-structured and degraded soil. The  
16 approach involved establishes a pot experiment with spent mushroom compost applications  
17 (control, 0.5%, 1%, 2%, 4% and 8%). The soils were incubated at field capacity water content  
18 (-33 kPa) for 21, 42, and 62 days. SMC applications into the soil significantly increased the  
19 aggregate stability (AS) and decreased the modulus of rupture. SMC increased soil EC, with  
20 all treatments having EC values well below the upper limit of 4000  $\mu\text{S cm}^{-1}$ , as suggested for  
21 agricultural soils. Application of SMC at the rate of 1%, 2%, 4%, and 8% significantly  
22 increased the total nitrogen (N) and soil organic carbon (SOC) contents of the degraded soil at  
23 all incubation periods ( $p < 0.05$ ). The results obtained from this study clearly indicated that the  
24 application of spent mushroom compost reduces the modulus of rupture and increase of total  
25 nitrogen and soil organic carbon content.

26 Keywords: Aggregate stability, modulus of rupture, soil aggregation, soil structure, spent mushroom compost

27 **1 Introduction**

28 Soil quality is defined as the capacity of the soil to function within natural or managed  
29 ecosystem and land use boundaries, to sustain biological productivity, to promote the quality  
30 of air and water environments, and to maintain plant, animal and human health (Doran et al.,  
31 1997; Karlen et al., 1997). Physical and chemical attributes are the main indicators used to  
32 assess soil quality (Bone et al., 2014; Paz-Ferreiro and Fu, 2013; Pulido Moncada et al.,  
33 2015). Soil quality is threatened by intensive management of the available urbanization and  
34 agricultural land, and by the increase in human activities (Paz-Ferreiro and Fu, 2013). Soil  
35 quality is another important aspect closely related to soil degradation. Soil degradation  
36 decreases land productivity (Yu and Jia, 2014). Degradation of land can be divided into three

37 types: arid, semi-arid, and sub-humid dry areas from various factors, including climatic  
38 variations and human activities (Yu and Jia, 2014). Soil degradation problem is particularly  
39 serious in the Mediterranean areas, where the effects of anthropogenic activities add to the  
40 problems caused by prolonged periods of drought and intense and irregular rainfall (Hueso-  
41 González et al., 2014). Vegetation degradation, land use change, and soil degradation factors  
42 that causes soil carbon and nitrogen losses (Moreno et al., 2016; Peng et al., 2015). The  
43 reduction in soil structure is considered as a form of soil degradation (Chan et al., 2003), and  
44 is always with regards to land use and soil crop management practices.

45 Physical properties of soil include soil structure degradation occurs mostly due to the decrease  
46 in soil organic matter caused by excessive soil cultivation (Grandy et al., 2002). Şeker and  
47 Karakaplan (1999) reported that the loss of organic matter is generally associated with a  
48 decrease in soil porosity and wet aggregate stability, as well as the increase in soil strength  
49 indices. Soil water movement and retention, crusting, root penetration, crop yield, erosion,  
50 and nutrient recycling are influenced by soil structure (Bal et al., 2012; Bronick and Lal,  
51 2005; Seker, 2003). Organic materials are important soil additives that help to improve soil  
52 physical, chemical, and biological properties. Organic materials can improve the fertility of  
53 soil and soil amelioration (Wu et al., 2014). Besides good yield, these organic materials have  
54 been beneficial for soil chemical and physical fertility and stability that are possible due to  
55 organic matter (Mukherjee et al., 2014). Sustaining the productivity of soils is important,  
56 particularly in semi-arid regions (such as Turkey) where there is low input of organic  
57 materials (Gümüş and Şeker, 2015).

58 Mushroom cultivation has recently become very popular in Turkey, and is a promising new  
59 industry, with many new businesses developing every year. Mushroom production in Turkey  
60 is separated into two components: compost production and mushroom cultivation. Compost  
61 application to agricultural soil has been widely practiced as one of the approaches to improve  
62 crop productivity and soil fertility (Jaiarree et al., 2014). Spent mushroom compost can be  
63 used in organic farming to improve soil water infiltration, water holding capacity,  
64 permeability, and aeration. Composts provide a stabilized form of organic matter that  
65 improves the physical properties of soils by increasing both nutrient and water holding  
66 capacity, total pore space, aggregate stability, erosion resistance, temperature insulation, and  
67 the decreasing apparent soil density (Shiralipour et al., 1992).

68 The objective of this study is to indicate the effects of SMC application to degraded soil with  
69 specific emphasis on aggregate stability, the modulus of rupture, electrical conductivity (EC),  
70 nitrogen, and organic carbon.

## 71 **2 Materials and Methods**

72 Soil was collected from a plot in the Agricultural Faculty of Selçuk University experiment  
73 station (0-20 cm soil depth) near the Konya Sarıcalar-Village located in central Anatolia,  
74 Turkey ( latitude of 38° 05' 56" N, longitude of 32° 36' 29" E, 1009 m above mean sea level).  
75 The climate is semi-arid, with an annual precipitation of 379.38 mm, an annual mean  
76 temperature of 11.5 °C, and an annual mean evaporation of 1226.4 mm (MGM, 2015). Soil  
77 moisture and temperature regimes are xeric and mesic, respectively, according to the climate

78 data (Staff, 2006). Soil was classified as Fluvisol (Staff, 2006). The soil sample used in this  
 79 study has certain problems, such as insufficient seedling emergency, low aggregate stability,  
 80 crusting problem, and low organic matter content (Bal et al., 2012). The area has a typically  
 81 rain-fed attribute with cultivation practices and various crops such as grains, sugar beet, and  
 82 corn with fruit trees of various ages. A portion of the land is located in the fruits trees of  
 83 different ages and types. The spent mushroom compost (SMC) used in the present study were  
 84 obtained from private companies dealing with mass mushroom production located in Konya,  
 85 Turkey.

86 **Table 1.** Some properties of the soil

<b>Soil properties</b>	<b>Values</b>	<b>Soil properties</b>	<b>Values</b>
Sand (2-0.05 mm) (%)	7.00	Field capacity (%)	35.6
Silt (0.05-0.002 mm) (%)	34.17	Wilting point (%)	16.19
Clay (<0.002 mm) (%)	59.00	Aggregate stability (%)	10.83
Textural class	C	Bulk density (g cm <sup>-3</sup> )	1.09
pH (H <sub>2</sub> O, 1:2.5)	7.96		
EC (H <sub>2</sub> O, 1:2.5) μS cm <sup>-1</sup>	479		
C (%)	1.35		
Total N (%)	0.09		
Carbonates (%)	11.58		

87

88 **Table 2.** Properties of the Spent Mushroom Compost (SMC)

<b>Properties</b>	<b>SMC</b>
pH (H <sub>2</sub> O, 1:2.5)	7.36
EC (H <sub>2</sub> O, 1:2.5) μS cm <sup>-1</sup>	5390
C (%)	38.80
N (%)	2.61
C/N	14.88
Organic matter (%)	66.89

89

90 The experiment was carried out in a completely randomized plot design with three  
 91 replications and conducted under laboratory conditions as a pot experiment. Surface soil  
 92 samples (0-20 cm) were air-dried, ground, passed through a 2 mm sieve and mixed  
 93 homogeneously. Firstly, soil samples (2000 g) were placed in each pot (dimensions of pot;  
 94 13.5 cm x 17 cm). Six level of SMC, (0% (as control), 0.5%, 1%, 2%, 4%, and 8% by weight)  
 95 were incubated. During the incubation period, the soil moisture level in the pots was  
 96 maintained at 50-75% of field capacity. After various incubation periods (21, 42 and 62 days),  
 97 the soil samples in each pot were mixed to ensure homogeneity in soil sub-sample. The soils  
 98 were then sub-sampled (250 g) for analyses. So these three samples of each treatment were  
 99 from three respective pots. Twenty first, 42<sup>nd</sup> and 62<sup>nd</sup> days of incubation periods, the samples  
 100 were analyzed with three replications.

101 Particle-size distribution was determined by the hydrometer method (Gee et al., 1986). The  
 102 moisture contents at field capacity and wilting point were determined with a pressure plate  
 103 apparatus (Cassel and Nielsen, 1986) at -33 and -1500 kPa, respectively. Soil pH and EC

104 values were determined by using a glass-calomel electrode in a 1:2.5 mixture (w/v) of soil and  
105 water; SMC pH and EC, samples were mixed with water 1:5 (Rhoades et al., 1996; Thomas,  
106 1996). Soil organic carbon was determined on sample ground to pass through a 0.5 mm sieve  
107 by the use of TruSpec CN Carbon/Nitrogen Determinator (Cooperation, 2003). The modulus  
108 of rupture was determined at 0.5 kPa sensitivity by the procedure of Richards (1953) using  
109 briquettes prepared in moulds made from mild steel of rectangular cross-section, and with  
110 interior dimensions of  $7 \times 3.5 \times 1$  cm. The briquettes were prepared by using sieved subsoil  
111 samples ( $< 2$  mm), taken from each pot, which were then placed in a soaking tank of distilled  
112 water filled to the upper surface of the mould. They were allowed to stand for 1 h, and then  
113 dried at  $50^{\circ}\text{C}$ . The briquettes were broken by a downward motion of a bar of triangular cross  
114 section, the force being applied by water additions to a vessel. The modulus of rupture was  
115 calculated as follows:

116 Where MR is the modulus of rupture (kPa),  $f$  is the breaking force in grams of water  $\times 980$ ,  $L$   
117 is the distance between the lower supports in cm,  $b$  is the width of the briquette in cm, and  $d$  is  
118 the thickness of the briquette in cm (Reeve, 1965; Richards, 1953). Aggregate stability (AS)  
119 was determined by immersing the sieves containing the aggregate samples (between 1-2mm  
120 size) in distilled water at up and down oscillating on screens through 55 mm at 30 strokes  
121  $\text{min}^{-1}$  for 5 min (Kemper and Rosenau, 1986).

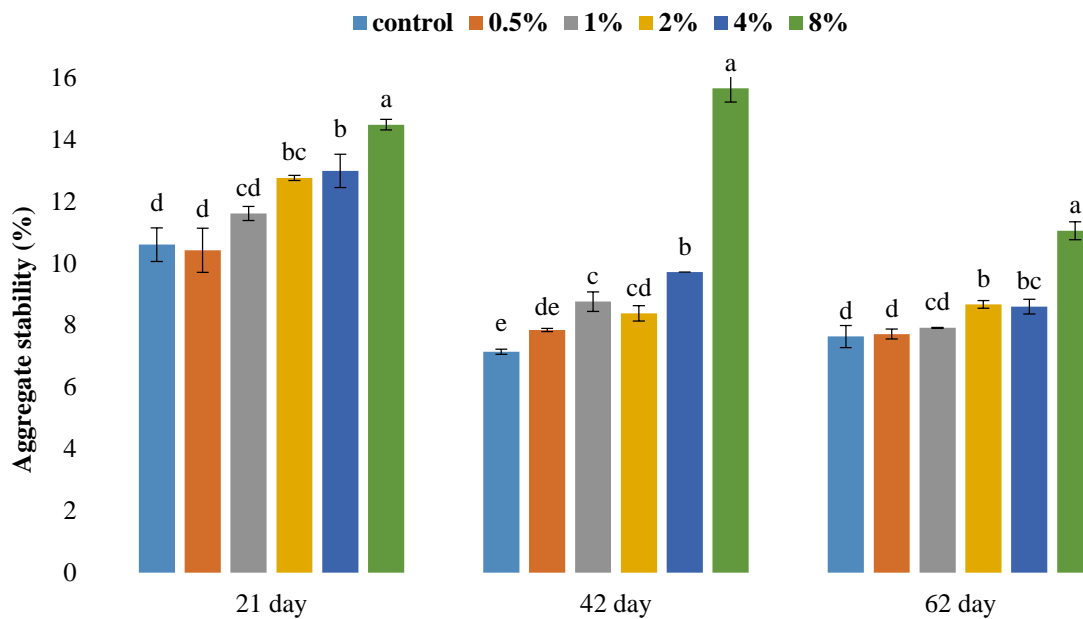
122 The data collected were subjected one-way analysis of variance (ANOVA) test and treatment  
123 means were compared at  $p < 0.05$  using the F-LSD significant difference test (Minitab, 1991).

## 124 **4 Results and Discussion**

### 125 **4.1 Aggregate stability (AS)**

126 Aggregate stability values of the soil treated with different doses SMC application was  
127 measured after 21, 42, and 62 day's incubation periods, respectively (Fig 1). The effects of  
128 SMC application on soil aggregate stability values were significant by statistically. Generally,  
129 aggregate stability increased with SMC applications. These results may be explained by  
130 aggregate stability and soil organic matter that are two parameters and indicators for  
131 sustaining soil productivity. Aggregate stability is a key factor of soil fertility (Abiven et al.,  
132 2009). The recovery in aggregate stability of such physically degraded soils is important, as  
133 those studied was expected to follow the incorporation of any cementing agent, such as SMC  
134 (Curtin and Mullen, 2007). Aggregate stability decreased at 42 and 62 days of incubation  
135 periods in all SMC rates, when compared to a 21-day incubation period. These results may be  
136 explained by the decomposition of soil organic matter (Carrizo et al., 2015; Seker, 2003).  
137 Aggregate size distribution and stability can be used as an indicator of soil condition or  
138 degradation (Boix-Fayos et al., 2001). Soil organic matter was suggested to be the most  
139 important factor in determining soil aggregate stability as significant positive relationships  
140 between these two parameters (Aksakal et al., 2015; Candemir and Gülser, 2010; Cerdà,  
141 1998). Organic matter shows a direct relationship with aggregate stability (Cerdà, 1998). In  
142 addition, the aggregate stability of the soil samples decreased due to the mechanical mixing of  
143 the pots contents to simulate repeated cultivation (Seker, 2003). Similarly, it is reported that  
144 there is an increase in the soils organic carbon concentration after organic matter application,

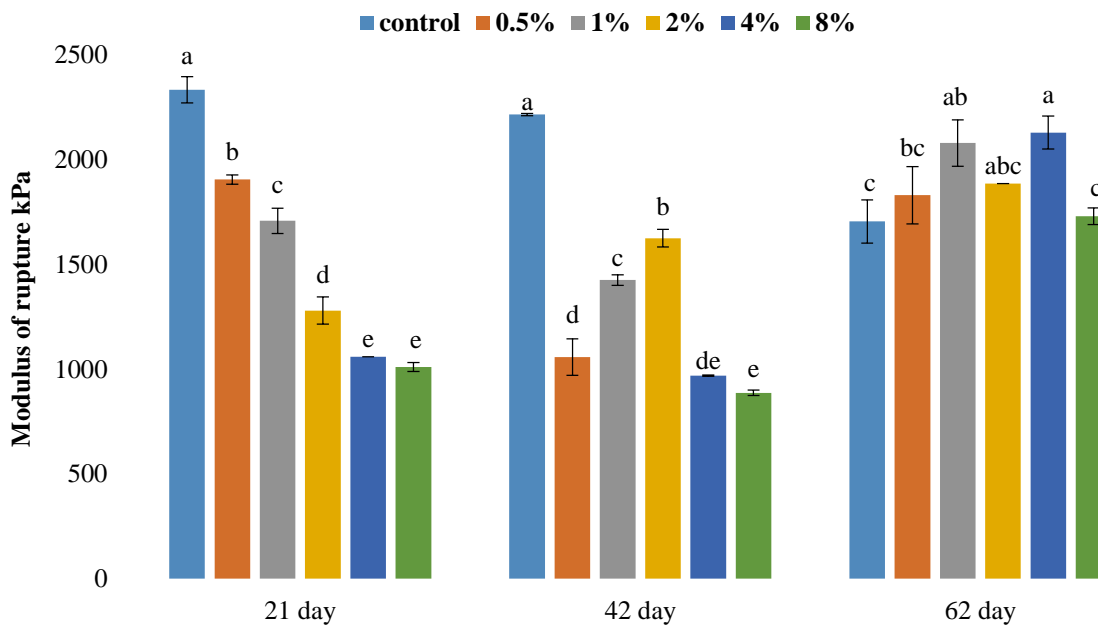
145 and thus, a higher formation of stable aggregates (Arthur et al., 2011; Ferreras et al., 2006;  
 146 Gümüs and Şeker, 2015; Murphy, 2001).



147  
 148 **Fig 1.** Effects of different rates of SMC applications on aggregate stability, Error bars indicate least significant  
 149 difference ( $P < 0.05$ ). For additional information regarding results of one way ANOVA LSD test. 0.5, 1, 2, 4 and  
 150 8% SMC

#### 151 4.2 Soil modulus of rupture

152 All the SMC applications resulted in significantly lower modulus of rupture at 21<sup>st</sup> and 42<sup>nd</sup>  
 153 days, except for the 62<sup>nd</sup> day incubation (Fig 2). In general, soil modulus of rupture decreased  
 154 with the increasing application rates of SMC. The effects were especially due to the high  
 155 organic matter contents of SPM that improved soil structure mechanically (Gümüs and Şeker,  
 156 2015; Seker, 2003). The SMC used in the study contains significant amounts of organic  
 157 substances. Reason for its modulus of rupture can be related to the inhibitory effects of SMC  
 158 on the tight unity formation of soil particles. The structural stabilization is related to organic  
 159 matter inputs (Caravaca et al., 2002; Ferreras et al., 2006), and thus, a significant decrease in  
 160 the modulus of rupture was attained with the application rate of SMC. These results may be  
 161 explained through the formation of aggregates during the incubation periods. The modulus of  
 162 rupture was reduced because of the increase in organic amendments, which allowed less  
 163 cohesion among the soil aggregates (Seker, 2003). Organic amendments are known to  
 164 decrease bulk density and particle in soil (Moreno et al., 2016). The absence of such effects in  
 165 62 days can be related to the decrease in aggregate stability and organic substances. This,  
 166 most probably, resulted from the breakdown of soil structure and the aggregates of soil  
 167 organic matter by mixing pot contents to simulate repeated cultivation (Carrizo et al., 2015;  
 168 Seker, 2003).

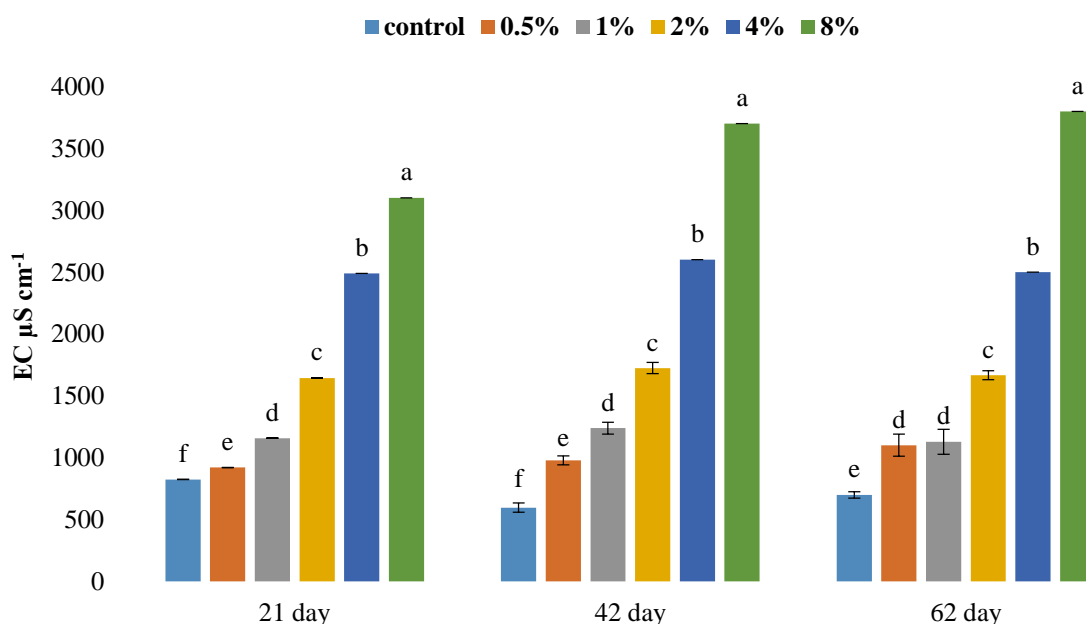


169

170 **Fig 2.** Effects of different rates of SMC applications on soil modulus of rupture, Error bars indicate least  
 171 significant difference ( $P<0.05$ ). For additional information regarding results of one way ANOVA LSD test. 0.5,  
 172 1, 2, 4 and 8% SMC

### 173 4.3 EC

174 The EC values significantly elevated with increased SMC application (Fig 3). Soil EC values  
 175 gradually increased with incubation periods significantly, and the magnitude of such increase  
 176 was higher in the SMC-amended soil than the control soil. The increasing EC values in an  
 177 experiment for different doses of SMC application may be explained by the high content of  
 178 solutes nutrient composition of organic fragments, and the remains from the materials during  
 179 incubation periods (Yilmaz, 2010). EC can serve as a measure for the presence of nutrients for  
 180 both cations and anions (Roy and Kashem, 2014). Soil EC indicates the mineralization of  
 181 organic matter in soil and many authors have found positive correlations between EC and  
 182 compounds from organic matter degradation in soil (Arthur et al., 2012; Gulser et al., 2010;  
 183 Medina et al., 2012). However, EC values were still below the upper limit of  $4000 \mu\text{S cm}^{-1}$   
 184 suggested for agricultural soils, even at 8% application rates (Arthur et al., 2012; Postel and  
 185 Starke, 1990; Rhoades et al., 1992).



186

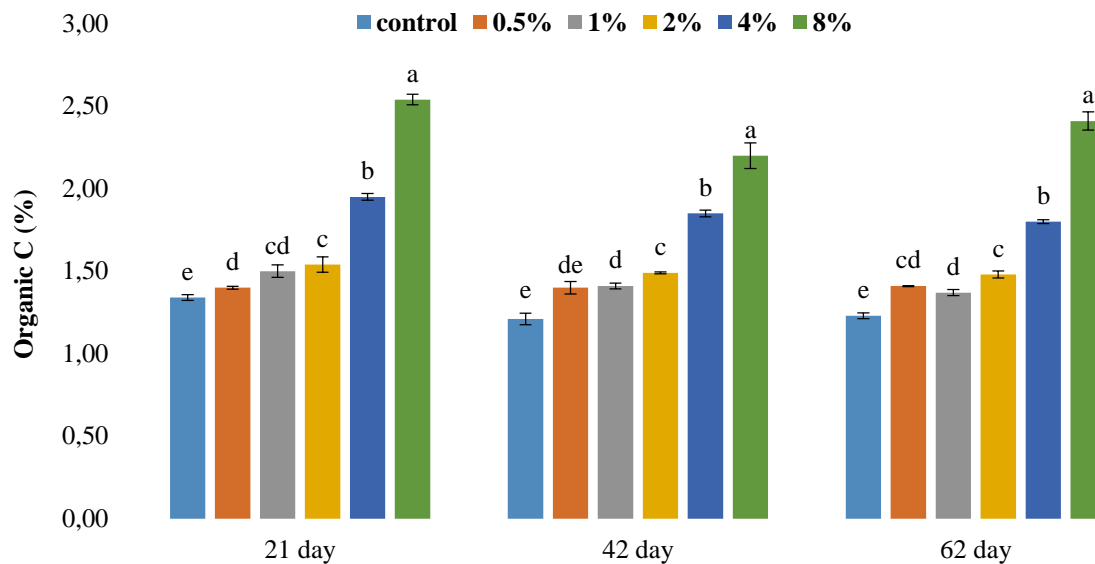
187 **Fig 3.** Effects of different rates of SMC applications on soil EC, Error bars indicate least significant difference  
 188 ( $P<0.05$ ). For additional information regarding results of one way ANOVA LSD test. 0.5, 1, 2, 4 and 8% SMC

189 **4.4 Soil organic carbon (SOC)**

190 The effects of SMC on SOC values of the soil are shown in Fig. 4. The SOC values  
 191 significantly increased SMC application. Investigation performed at incubation periods  
 192 revealed that soil SOC existentially increased in response to the increment in SMC dose, and  
 193 the strongest effect were obtained with the doses 4% and 8%, where differences in SOC  
 194 values, depending on incubation periods and rates of SMC was noticed. SOC content of soil  
 195 increased with the increasing amendment rates of SMC (Fig 4). In general, SOC content  
 196 values in experiments increase with the increase of amendment rates of organic materials. Soil  
 197 organic carbon is known to play important roles in the maintenance, as well as improvement  
 198 of many soil properties, and thus, its concentration is often cited as one of the major indicators  
 199 for sustaining soil productivity. Increases in soil organic carbon contents can be achieved by  
 200 adding spent mushroom compost application (Courtney and Mullen, 2008; Medina et al.,  
 201 2012).

202 Organic amendments used in soil reclamation emanate from a variety of sources, including  
 203 agriculture, forestry, and urban areas. Of those generated by agriculture, livestock manure  
 204 from various species is the most prevalent. Other amendments derived from agriculture  
 205 include crop residues and spent mushroom compost. The rate of decomposition of organic  
 206 amendments and soil organic carbon remains over a long-term vary with the intrinsic quality  
 207 of the amendment (Lashermes et al., 2009; Novara et al., 2015). Carbon in organic  
 208 amendments was originally fixed by plants through photosynthesis (Larney and Angers,  
 209 2012). Soil organic carbon increases due to high organic carbon (Oo et al., 2015), soil  
 210 biological activity, and/or the root depth effect (Parras-Alcántara et al., 2015). Soil organic  
 211 matter content is one of the most important soil quality indicators of soil recovery (Mahmoud  
 212 and Abd El-Kader, 2015; Parras-Alcántara et al., 2015; Pulido Moncada et al., 2015) and it is

213 a good sign for soil quality (Gelaw et al., 2015). The quality of soil organic matter, soil  
 214 structure, the microbial activity, and the rainfall intensity are, in fact, important parameters  
 215 that should be evaluated and correlated to assess the fate of carbon during transportation  
 216 (Novara et al., 2016). Similar results were reported by a few other studies (Arthur et al., 2011;  
 217 Curtin and Mullen, 2007; Yazdanpanah et al., 2016).

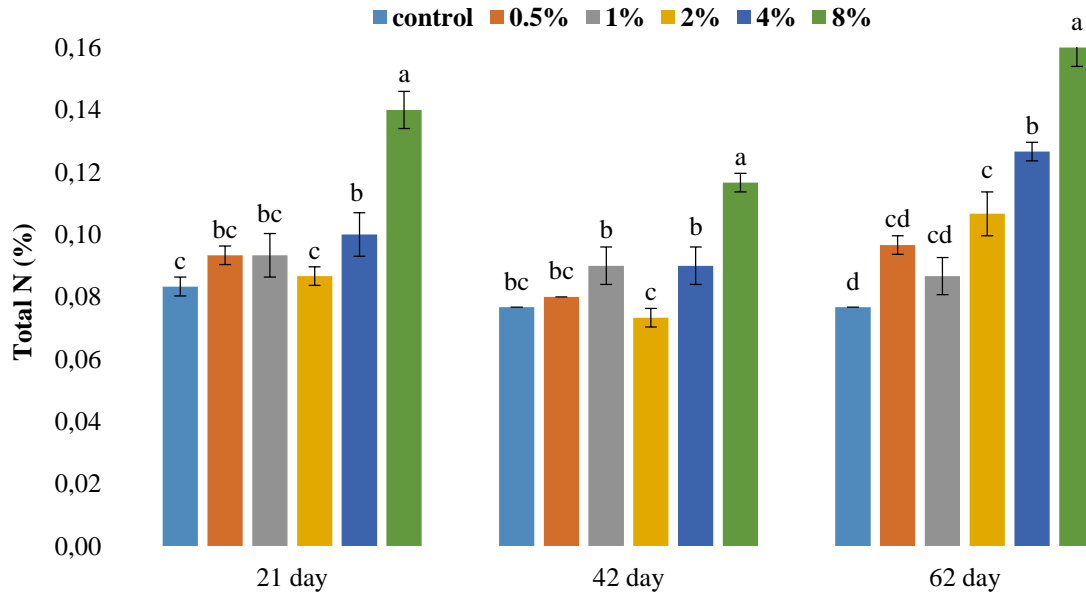


218 **Fig 4.** Effects of different rates of SMC applications on soil organic carbon, Error bars indicate least significant  
 219 difference ( $P < 0.05$ ). For additional information regarding results of one way ANOVA LSD test. 0.5, 1, 2, 4 and  
 220 8% SMC  
 221

#### 222 4.5 Total nitrogen (N)

223 The effects of SMC on total nitrogen values of the soil are shown in Fig. 5. The total nitrogen  
 224 values significantly increased with respect to elevated SMC application. According to the  
 225 investigations at 21, 42, and 62 days, one could note 0.5, 1, and 2% applications, which  
 226 resulted in significant increase, and the strongest effect obtained with the doses of 4% and  
 227 8%. The nitrogen content of the soil was closely dependent on the amendment rates of the  
 228 SMC. In general, the total nitrogen content of soil increased with increasing amendment rates  
 229 of SMC. Nitrogen content of the soil showed a significant increase, depending on the rate of  
 230 SMC amendments and suggesting that the incubation period was sufficient for nitrogen  
 231 mobilization of the materials applied. With regards to the nitrogen dynamics in the soil, the  
 232 addition of the SMC produced, in general, an increase in the organic N concentration  
 233 throughout the experiment, especially in comparison to the control soil (Medina et al., 2012).  
 234 It is believed that physical, chemical and biological properties of SMC (especially C/N  
 235 mineralization level and decomposition) may play roles in the mineralization of nitrogen from  
 236 organic materials during the incubation periods.





237  
 238 **Fig 5.** Effects of different rates of SMC applications on total nitrogen, Error bars indicate least significant  
 239 difference ( $P<0.05$ ). For additional information regarding results of one way ANOVA LSD test. 0.5, 1, 2, 4 and  
 240 8% SMC

## 241 5 Conclusions

242 This study shows that the application spent mushroom compost can improve the stability of  
 243 the structure of soils. Physical and chemical properties of the soil, such as aggregate stability,  
 244 soil modulus of rupture, organic carbon, and total nitrogen were improved by SMC  
 245 amendment. SMC increased soil EC, with all treatments having EC values well below the  
 246 upper limit of  $4000\mu\text{S cm}^{-1}$ , as suggested for agricultural soils (Arthur et al., 2012; Postel and  
 247 Starke, 1990; Rhoades et al., 1992). Soil aggregate stability and modulus of rupture were the  
 248 most dramatically affected by SMC application. The use of spent mushroom compost may  
 249 contribute to enhancing the level of organic carbon and nitrogen in the soil. In addition, the  
 250 results show that the spent mushroom compost application is an effective way to improve soil  
 251 physicochemical properties. This structural improvement has direct benefits for both the  
 252 farmers of degraded soils as well as mushroom growers who require a safe disposal method  
 253 for waste products.

## 254 Acknowledgements

255 The authors would you like to thanks Dr. Ali Sabır of Department of Horticulture, Faculty of  
 256 Agriculture, University of Selçuk for her helpful comments and Hamza Negiş of Department  
 257 of Soil Science and Plant Nutrition, Faculty of Agriculture, University of Selçuk for helpful  
 258 laboratory analysis.

## 259 References

260 Abiven, S., Menasseri, S., and Chenu, C.: The effects of organic inputs over time on soil  
 261 aggregate stability—A literature analysis, *Soil Biology and Biochemistry*, 41, 1-12,  
 262 doi:10.1016/j.soilbio.2008.09.015, 2009.

263 Aksakal, E. L., Sari, S., and Angin, I.: Effects of vermicompost application on soil  
264 aggregation and certain physical properties, *Land Degradation & Development*, doi:  
265 10.1002/ldr.2350, 2015.

266 Arthur, E., Cornelis, W., and Razzaghi, F.: Compost Amendment to sandy soil affects soil  
267 properties and greenhouse tomato productivity, *Compost Science & Utilization*, 20, 215-221,  
268 <http://dx.doi.org/10.1080/1065657X.2012.10737051>, 2012.

269 Arthur, E., Cornelis, W., Vermang, J., and De Rocker, E.: Amending a loamy sand with three  
270 compost types: impact on soil quality, *Soil Use and Management*, 27, 116-123, doi:  
271 10.1111/j.1475-2743.2010.00319.x, 2011.

272 Bal, L., Şeker, C., and Ersoy Gümüş, İ.: Kaymak Tabakası Oluşumuna Fiziko-Kimyasal  
273 Faktörlerin Etkileri, *SELÇUK TARIM VE GIDA BİLİMLERİ DERGİSİ*, 25, 96-103, 2012.

274 Boix-Fayos, C., Calvo-Cases, A., Imeson, A., and Soriano-Soto, M.: Influence of soil  
275 properties on the aggregation of some Mediterranean soils and the use of aggregate size and  
276 stability as land degradation indicators, *Catena*, 44, 47-67, doi:10.1016/S0341-  
277 8162(00)00176-4, 2001.

278 Bone, J., Barraclough, D., Eggleton, P., Head, M., Jones, D., and Voulvoulis, N.: Prioritising  
279 soil quality assessment through the screening of sites: the use of publicly collected data, *Land*  
280 *Degradation & Development*, 25, 251-266, doi: 10.1002/ldr.2138, 2014.

281 Bronick, C. J. and Lal, R.: Soil structure and management: a review, *Geoderma*, 124, 3-22,  
282 2005.

283 Candemir, F. and Gülser, C.: Effects of different agricultural wastes on some soil quality  
284 indexes in clay and loamy sand fields, *Communications in soil science and plant analysis*, 42,  
285 13-28, doi: 10.1080/00103624.2011.528489, 2010.

286 Caravaca, F., Masciandaro, G., and Ceccanti, B.: Land use in relation to soil chemical and  
287 biochemical properties in a semiarid Mediterranean environment, *Soil and Tillage Research*,  
288 68, 23-30, 2002.

289 Carrizo, M. E., Alesso, C. A., Cosentino, D., and Imhoff, S.: Aggregation agents and  
290 structural stability in soils with different texture and organic carbon contents, *Scientia*  
291 *Agricola*, 72, 75-82, <http://dx.doi.org/10.1590/0103-9016-2014-0026>, 2015.

292 Cassel, D. and Nielsen, D.: Field capacity and available water capacity, *Methods of Soil*  
293 *Analysis: Part 1—Physical and Mineralogical Methods*, 1986. 901-926, 1986.

294 Cerdà, A.: Soil aggregate stability under different Mediterranean vegetation types, *Catena*, 32,  
295 73-86, doi:10.1016/S0341-8162(98)00041-1, 1998.

296 Chan, K., Heenan, D., and So, H.: Sequestration of carbon and changes in soil quality under  
297 conservation tillage on light-textured soils in Australia: a review, *Animal Production Science*,  
298 43, 325-334, doi:10.1071/EA02077, 2003.

299 Cooperation, L.: Truspec carbon/nitrogen determinator, Leco Cooperation, 3000, 2003.

300 Courtney, R. and Mullen, G.: Soil quality and barley growth as influenced by the land  
301 application of two compost types, *Bioresource Technology*, 99, 2913-2918,  
302 doi:10.1016/j.biortech.2007.06.034, 2008.

303 Curtin, J. and Mullen, G.: Physical properties of some intensively cultivated soils of Ireland  
304 amended with spent mushroom compost, *Land Degradation & Development*, 18, 355-368,  
305 doi: 10.1002/ldr.763, 2007.

306 Doran, J., Safley, M., Pankhurst, C., Doube, B., and Gupta, V.: Defining and assessing soil  
307 health and sustainable productivity, *Biological indicators of soil health.*, 1997. 1-28, 1997.

308 Ferreras, L., Gómez, E., Toresani, S., Firpo, I., and Rotondo, R.: Effect of organic  
309 amendments on some physical, chemical and biological properties in a horticultural soil,  
310 *Bioresource Technology*, 97, 635-640, doi:10.1016/j.biortech.2005.03.018, 2006.

311 Gee, G. W., Bauder, J. W., and Klute, A.: Particle-size analysis, *Methods of soil analysis. Part*  
312 *1. Physical and mineralogical methods*, 1986. 383-411, 1986.

313 Gelaw, A. M., Singh, B., and Lal, R.: Organic carbon and nitrogen associated with soil  
314 aggregates and particle sizes under different land uses in Tigray, Northern Ethiopia, *Land*  
315 *Degradation & Development*, 26, 690-700, doi: 10.1002/ldr.2261, 2015.

316 Grandy, A. S., Porter, G. A., and Erich, M. S.: Organic amendment and rotation crop effects  
317 on the recovery of soil organic matter and aggregation in potato cropping systems, *Soil*  
318 *Science Society of America Journal*, 66, 1311-1319, doi:10.2136/sssaj2002.1311, 2002.

319 Gulser, C., Demir, Z., and Ic, S.: Changes in some soil properties at different incubation  
320 periods after tobacco waste application, 2010.

321 Gümüs, I. and Şeker, C.: Influence of humic acid applications on modulus of rupture,  
322 aggregate stability, electrical conductivity, carbon and nitrogen content of a crusting problem  
323 soil, *Solid Earth*, 6, 1231-1236, doi:10.5194/se-6-1231-2015, 2015.

324 Hueso-González, P., Martínez-Murillo, J. F., and Ruiz-Sinoga, J. D.: The impact of organic  
325 amendments on forest soil properties under Mediterranean climatic conditions, *Land*  
326 *Degradation & Development*, 25, 604-612, doi: 10.1002/ldr.2296, 2014.

327 Jaiarree, S., Chidthaisong, A., Tangtham, N., Polprasert, C., Sarobol, E., and Tyler, S.:  
328 Carbon budget and sequestration potential in a sandy soil treated with compost, *Land*  
329 *Degradation & Development*, 25, 120-129, doi: 10.1002/ldr.1152, 2014.

330 Karlen, D., Mausbach, M., Doran, J., Cline, R., Harris, R., and Schuman, G.: Soil quality: a  
331 concept, definition, and framework for evaluation (a guest editorial), *Soil Science Society of*  
332 *America Journal*, 61, 4-10, 1997.

333 Kemper, W. and Rosenau, R.: Aggregate stability and size distribution. In 'Methods of Soil  
334 analyses. Part 1'. 2nd Edn.(Ed. A. Klute.) *Agron. Monogr. No. 9*, Am. Soc. Agron.: Madison,  
335 Wis, 1986. 1986.

336 Larney, F. J. and Angers, D. A.: The role of organic amendments in soil reclamation: a  
337 review, *Canadian Journal of Soil Science*, 92, 19-38, 2012.

338 Lashermes, G., Nicolardot, B., Parnaudeau, V., Thuries, L., Chaussod, R., Guillotin, M.,  
339 Lineres, M., Mary, B., Metzger, L., and Morvan, T.: Indicator of potential residual carbon in  
340 soils after exogenous organic matter application, *European Journal of Soil Science*, 60, 297-  
341 310, doi: 10.1111/j.1365-2389.2008.01110.x, 2009.

342 Mahmoud, E. and Abd El-Kader, N.: Heavy metal immobilization in contaminated soils using  
343 phosphogypsum and rice straw compost, *Land Degradation & Development*, 26, 819-824,  
344 doi: 10.1002/ldr.2288, 2015.

345 Medina, E., Paredes, C., Bustamante, M., Moral, R., and Moreno-Caselles, J.: Relationships  
346 between soil physico-chemical, chemical and biological properties in a soil amended with  
347 spent mushroom substrate, *Geoderma*, 173, 152-161, doi:10.1016/j.geoderma.2011.12.011,  
348 2012.

349 MGM: Meteoroloji Genel Müdürlüğü Resmi İstatistikler (İllerimize Ait İstatistiki Veriler).  
350 2015.

351 Minitab, C.: Minitab reference manual (Release 7.1), State Coll., PA16801, USA, 1991. 1991.

352 Moreno, M. T., Carmona, E., Santiago, A., Ordovás, J., and Delgado, A.: Olive husk compost  
353 improves the quality of intensively cultivated agricultural soils, *Land Degradation &*  
354 *Development*, 27, 449-459, doi: 10.1002/ldr.2410, 2016.

355 Mukherjee, A., Zimmerman, A., Hamdan, R., and Cooper, W.: Physicochemical changes in  
356 pyrogenic organic matter (biochar) after 15 months of field aging, *Solid Earth*, 5, 693,  
357 doi:10.5194/se-5-693-2014, 2014.

358 Murphy, C.: Spent mushroom compost as an amendment on tillage land, M.Sc., University of  
359 Limerick: Ireland 2001.

360 Novara, A., Keesstra, S., Cerdà, A., Pereira, P., and Gristina, L.: Understanding the role of  
361 soil erosion on CO<sub>2</sub>-C loss using 13 C isotopic signatures in abandoned Mediterranean  
362 agricultural land, *Science of the Total Environment*, 550, 330-336,  
363 doi:10.1016/j.scitotenv.2016.01.095, 2016.

364 Novara, A., Rühl, J., La Mantia, T., Gristina, L., La Bella, S., and Tuttolomondo, T.: Litter  
365 contribution to soil organic carbon in the processes of agriculture abandon, *Solid Earth*, 6,  
366 425, doi:10.5194/se-6-425-2015, 2015.

367 Oo, A., Iwai, C., and Saenjan, P.: Soil properties and maize growth in saline and nonsaline  
368 soils using cassava-industrial waste compost and vermicompost with or without earthworms,  
369 *Land degradation & development*, 26, 300-310, doi: 10.1002/ldr.2208, 2015.

370 Parras-Alcántara, L., Lozano-García, B., and Galán-Espejo, A.: Soil organic carbon along an  
371 altitudinal gradient in the Despeñaperros Natural Park, southern Spain, *Solid Earth*, 6, 125,  
372 doi:10.5194/se-6-125-2015, 2015.

373 Paz-Ferreiro, J. and Fu, S.: Biological indices for soil quality evaluation: perspectives and  
374 limitations, *Land Degradation & Development*, doi: 10.1002/ldr.2262, 2013.

375 Peng, F., Quangang, Y., Xue, X., Guo, J., and Wang, T.: Effects of rodent-induced land  
376 degradation on ecosystem carbon fluxes in an alpine meadow in the Qinghai-Tibet Plateau,  
377 China, *Solid Earth*, 6, 303, doi:10.5194/se-6-303-2015, 2015.

378 Postel, S. and Starke, L.: Saving water for agriculture, *State of the World.*, 1990. 39-58, 1990.

379 Pulido Moncada, M., Gabriels, D., Cornelis, W., and Lobo, D.: Comparing aggregate stability  
380 tests for soil physical quality indicators, *Land Degradation & Development*, 26, 843-852, doi:  
381 10.1002/ldr.2225, 2015.

382 Reeve, R.: Modulus of rupture, *Methods of Soil Analysis. Part 1. Physical and Mineralogical*  
383 *Properties, Including Statistics of Measurement and Sampling*, 1965. 466-471, 1965.

384 Rhoades, J., Sparks, D., Page, A., Helmke, P., Loeppert, R., Soltanpour, P., Tabatabai, M.,  
385 Johnston, C., and Sumner, M.: Salinity: Electrical conductivity and total dissolved solids,  
386 *Methods of soil analysis. Part 3-chemical methods.*, 1996. 417-435, 1996.

387 Rhoades, J. D., Kandiah, A., and Mashali, A. M.: The use of saline waters for crop  
388 production, *FAO Rome*, 1992.

389 Richards, L.: Modulus of rupture as an index of crusting of soil, *Soil Science Society of*  
390 *America Journal*, 17, 321-323, 1953.

391 Roy, S. and Kashem, M. A.: Effects of Organic Manures in Changes of Some Soil Properties  
392 at Different Incubation Periods, *Open Journal of Soil Science*, doi:10.4236/ojss.2014.43011,  
393 2014.

394 Seker, C.: Effects of selected amendments on soil properties and emergence of wheat  
395 seedlings, *Canadian journal of soil science*, 83, 615-621, doi: 10.4141/S02-080, 2003.

396 Shiralipour, A., McConnell, D. B., and Smith, W. H.: Physical and chemical properties of  
397 soils as affected by municipal solid waste compost application, *Biomass and Bioenergy*, 3,  
398 261-266, doi:10.1016/0961-9534(92)90030-T, 1992.

399 Staff, S. S.: Keys to soil taxonomy, Department of Agriculture: Natural Resources  
400 Conservation Service, 2006.

401 Şeker, C. and Karakaplan, S.: Konya ovasında toprak özellikleri ile kırılma değerleri  
402 arasındaki ilişkiler, *Tr. J. of Agriculture and Forestry*, 29, 183-190, 1999.

403 Thomas, G.: Soil pH and soil acidity. In 'Methods of soil analysis. Part 3. Chemical  
404 methods'.(Ed. DL Sparks) pp. 475–490, Soil Science Society of America: Madison, WI,  
405 1996. 1996.

406 Wu, Y., Xu, G., and Shao, H.: Furfural and its biochar improve the general properties of a  
407 saline soil, *Solid Earth*, 5, 665, doi:10.5194/se-5-665-2014, 2014.

408 Yazdanpanah, N., Mahmoodabadi, M., and Cerdà, A.: The impact of organic amendments on  
409 soil hydrology, structure and microbial respiration in semiarid lands, *Geoderma*, 266, 58-65,  
410 doi:10.1016/j.geoderma.2015.11.032, 2016.

411 Yilmaz, E.: Changes of some soil properties by agricultural processing waste (soybean pulp)  
412 amendment, *Journal of Food, Agriculture & Environment*, 8, 1057-1060, 2010.

413 Yu, Y. and Jia, Z.: Changes in soil organic carbon and nitrogen capacities of *Salix cheilophila*  
414 Schneid along a revegetation chronosequence in semi-arid degraded sandy land of the Gonghe  
415 Basin, Tibet Plateau, *Solid Earth*, 5, 1045, doi:10.5194/se-5-1045-2014, 2014.

416