

Analogue modelling of basin inversion: a review and future perspectives

Frank Zwaan^{1,2}, Guido Schreurs¹, Susanne J.H. Buitert^{2,3}, Oriol Ferrer⁴, Riccardo Reitano⁵, Michael Rudolf⁶, Ernst Willingshofer⁷

¹ University of Bern, Institute of Geological Sciences, Bern, Switzerland

² [Helmholtz Centre Potsdam, German Research Centre for Geosciences \(GFZ\), Potsdam, Germany](#)

³ RWTH Aachen University, Faculty of Georesources and Materials Engineering, Tectonics and Geodynamics, Aachen, Germany

⁴ Universitat de Barcelona, Facultat de Ciències de la Terra, Departament de Dinàmica de la Terra i de l'Oceà, Geomodels Research Institute, Barcelona, Spain

⁵ Università Degli Studi Roma Tre, Department of Geological Sciences, Rome, Italy

⁶ Technical University Darmstadt, Institute for Applied Geosciences - Engineering Geology, Darmstadt, Germany

⁷ Utrecht University, Department of Earth Sciences, Utrecht, The Netherlands

Correspondence to: Frank Zwaan (frank.zwaan@geo.unibe.ch)

Abstract.

Basin inversion involves the reversal of subsidence in a basin due to compressional tectonic forces, leading to uplift of the basin's sedimentary infill. [Detailed knowledge of basin inversion](#) is of great importance for scientific, societal and economic reasons, [spurring continued research efforts to better understand the processes involved](#). Analogue tectonic modelling forms a key part [of these efforts](#), and [analogue modellers](#) have conducted numerous studies [of basin inversion](#). In this review paper we recap the advances in [our](#) knowledge of basin inversion [processes](#) acquired through analogue modelling studies, providing an up-to-date summary of the state of analogue modelling of basin inversion. We describe the different definitions of basin inversion that are being applied by researchers, why basin inversion has been historically an important research topic, and what the general mechanics involved in basin inversion are. We subsequently treat the wide range of different experimental approaches used for basin inversion modelling, with attention to the various materials, set-ups and techniques used for monitoring and analysing the model results. Our new systematic overviews of generalized results reveal the diversity of model results, depending greatly on the chosen set-up, model layering and (oblique) kinematics of inversion, as well as 3D along-strike structural and kinematic variations in the system. We show how analogue modelling results are in good agreement with numerical models, and how these results help to better understand natural examples of basin inversion. In addition to reviewing the past efforts in the field of analogue modelling, we also shed light on future modelling challenges and identify a number of opportunities for follow-up research. These include the testing of force-boundary conditions, adding geological processes such as sedimentation, transport and erosion, applying state-of-the-art modelling and quantification techniques, and establishing best modelling practices. We also suggest expanding the scope of basin inversion modelling beyond the traditional upper crustal "North Sea style" of inversion, which may contribute to the on-going search

Frank Zwaan 28.6.22 18:18

Deleted: ³

Frank Zwaan 28.6.22 18:18

Deleted: ⁴

Frank Zwaan 28.6.22 18:18

Deleted: ⁵

Frank Zwaan 28.6.22 18:18

Moved (insertion) [4]

Frank Zwaan 28.6.22 18:18

Deleted: ⁵

Frank Zwaan 29.6.22 14:21

Deleted: GFZ

Frank Zwaan 28.6.22 18:18

Deleted: ³

Frank Zwaan 28.6.22 18:18

Deleted: ³

Frank Zwaan 28.6.22 18:18

Deleted: ⁴

Frank Zwaan 29.6.22 14:20

Deleted: -

Frank Zwaan 28.6.22 18:18

Moved up [4]: ⁵ Helmholtz Centre Potsdam
GFZ German Research Centre for Geosciences,
Potsdam, Germany -

Frank Zwaan 28.6.22 23:01

Deleted: A thorough understanding of b

Frank Zwaan 28.6.22 23:04

Deleted:

Frank Zwaan 28.6.22 21:53

Deleted:

Frank Zwaan 28.6.22 23:01

Deleted: our efforts to improve our understanding
of basin inversion processes,

Frank Zwaan 28.6.22 23:04

Deleted: researchers

Frank Zwaan 28.6.22 23:06

Deleted: on this topic

Frank Zwaan 28.6.22 21:57

Deleted: tectonics

for clean energy resources. It follows that basin inversion modelling can bring valuable new insights, providing a great incentive to continue our efforts in this field. We therefore hope that this review paper will form an inspiration for future analogue modelling studies of basin inversion.

Frank Zwaan 28.6.22 18:32

Deleted: &

1. Introduction

60 1.1. Definition of basin inversion

The development of extensional tectonic systems leads to the formation of (fault-bounded) basins, followed by crustal necking and eventually continental break-up and oceanic spreading (e.g. Lavier [and](#) Manatschal, 2006; Wilson et al., 2019).

However, at any time during continental break-up, changes in the tectonic regime may halt rifting and lead to subsequent compression, causing the inversion of the previously established basins (Fig. 1).

Frank Zwaan 9.5.22 19:49

Deleted: &

65

Even though the concept of basin inversion has been used since over a century ago (e.g. Lamplugh, 1919), the term “inversion” appears to have been initially introduced by Glennie [and](#) Boegner (1981), who used “inversion tectonics” or “structural inversion” to explain the evolution of the Sole Pit structure in the North Sea, which involved “conversion of a basin area into a structural high”. These terms were subsequently used more restrictively by Williams et al. (1989), who considered that “structural inversion (or inversion tectonics) occurs when basin-controlling extensional faults reverse their movement during compressional tectonics, and to varying degrees, basins are turned inside out to become positive features”. Although inversion is generally assumed to be positive, some authors make a distinction between “positive” and “negative” inversion, with the latter being defined by Williams et al. (1989) as “the reactivation in extension of a significant portion of an existing contractional system”. At the same time, Cooper et al. (1989) used the term “basin inversion” to describe “a basin controlled by a fault system that has been subsequently compressed-transpressed producing uplift and partial extrusion of the basin fill”, without being specific as to whether pre-existing faults need to reverse their movement or whether new faults are formed. As becomes clear from the above, there is no generally accepted definition of the term “inversion” (see also Buchanan [and](#) Buchanan, 1995), although the term is widely used.

Frank Zwaan 9.5.22 19:49

Deleted: &

Frank Zwaan 28.6.22 18:26

Formatted: Font:Not Italic

Frank Zwaan 28.6.22 18:26

Formatted: Font:Not Italic

Frank Zwaan 28.6.22 18:25

Deleted: o

Frank Zwaan 28.6.22 18:24

Deleted: "

Frank Zwaan 28.6.22 23:07

Formatted: Font:Not Italic

Frank Zwaan 28.6.22 18:25

Formatted: Font:Not Italic

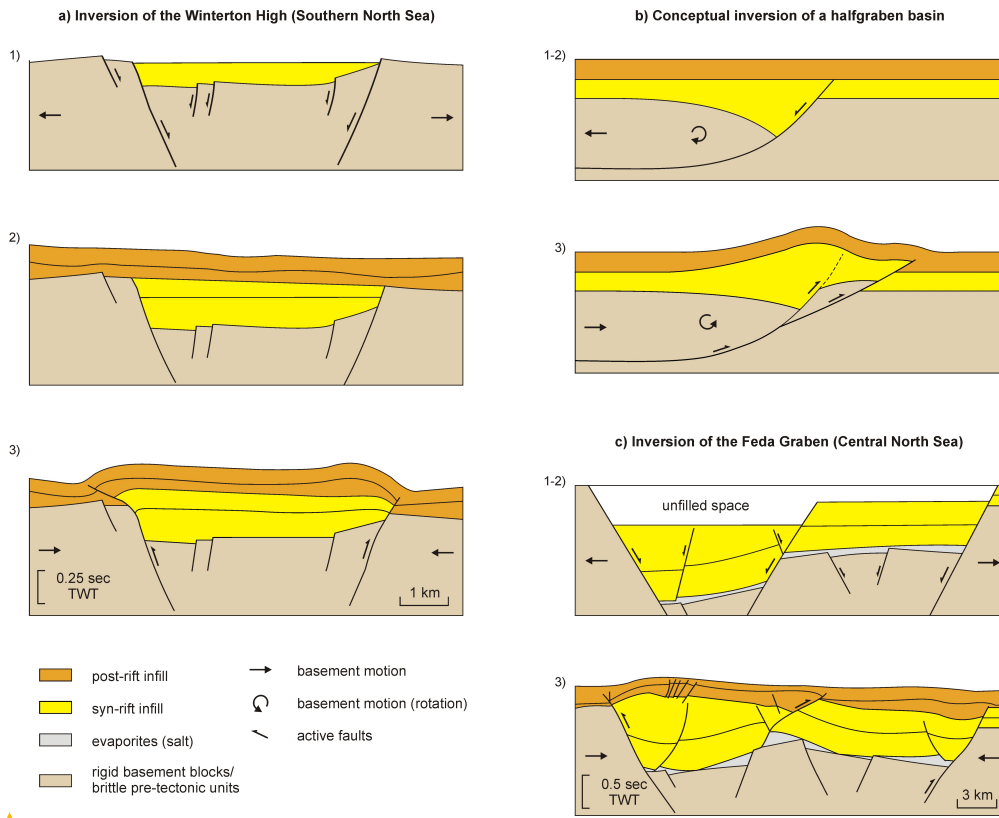
80

In the context of this review of analogue modelling of basin inversion, we define the process of “basin inversion” rather broadly as: *the reversal of subsidence in a (rift) basin due to compressional tectonics, so that the sedimentary infill of the basin is uplifted and/or exhumed, with or without reactivation of previously established normal faults*. Basin inversion has traditionally been considered to cover the inversion of continental basins, prior to necking and continental break-up, which is also the general context of this review paper.

Frank Zwaan 9.5.22 19:47

Deleted: &

85



Unknown
Formatted: Font:Bold, Font color: Black, Kern at 16 pt

95 **Figure 1: Schematic examples of the three main stages of basin inversion: (1) Syn-rift; (2) Post-rift; and (3) Inversion. (a)** Formation and inversion of a symmetric graben (Winterton High in the Southern North Sea), where bounding normal faults are reactivated and propagate into the overburden at a shallow angle during Cenozoic inversion. Redrawn after Panien et al. (2006a), based on Badley et al. (1989), with permission from the Geological Society, London. **(b)** Schematic example of an inverted half graben related to a listric fault. Inversion causes uplift of the basin fill, and reactivation of the listric fault that propagates upward into the previously undeformed post-rift units, as well as the development of a new thrust fault (i.e. a "footwall shortcut"). Modified after Cooper et al. (1989), with permission from the Geological Society, London. **(c)** Simplified development of the salt-bearing Feda Graben in the Central North Sea. The salt (Zechstein evaporites) decouples the basin infill from the basement. Based on Gowers et al. (1993) and Stewart and Clark (1999), with permission from the Geological Society, London. TWT: two-way travel time.

- Frank Zwaan 30.6.22 14:53
- Deleted: I
- Frank Zwaan 26.6.22 11:51
- Deleted: E
- Frank Zwaan 26.6.22 11:51
- Deleted: showing the
- Frank Zwaan 26.6.22 11:45
- Formatted: Check spelling and grammar
- Frank Zwaan 28.6.22 21:59
- Deleted: s
- Frank Zwaan 26.6.22 11:51
- Deleted: unfaulted
- Frank Zwaan 9.5.22 19:47
- Deleted: &

1.2. Importance of basin inversion tectonics

Inverted basins are very common geological features and are found in multiple locations, for instance the North Sea area (Lamplugh, 1919; Glennie and Boegner, 1981; Nalpas et al., 1995; Evans et al., 2003; De Jager, 2003; Hansen et al., 2021), the Pyrenees and European Alps (Pfiffner, 1993; Ziegler et al. 1995; Kiss et al., 2020; Mencos et al., 2015; Lescoutre and Manatschal, 2020; Musso Piantelli et al., in review), the Atlas Mountains (Vially et al., 1994), Iran (Boutoux et al. 2021), the Araripe basin in NE Brazil (Marques et al., 2014), the Andes (Ferrer et al. 2022, and references therein), offshore of Korea (Park et al., 2021) and China (Yu et al., 2021), as well as many other places around the globe (Letouzey, 1990; Lowell, 1995; Iaffa et al., 2011; Gibson and Edwards, 2020; Bosworth and Tari, 2021; Dooley and Hudec, 2020).

A thorough understanding of the geological processes involved is not only relevant for scientific purposes, but is also of great importance for societal and economic reasons. First, the ongoing tectonic deformation in many inverted basins, which are often incorporated into active mountain belts, causes seismic hazards that need to be assessed and monitored (Plenefisch and Bonjer, 1997; Edwards et al., 2015; Mock and Herwegh, 2017; Madritsch et al., 2018; Deckers et al., 2021). Second, knowledge of processes related to basin inversion is important for petroleum geologists. Basin inversion allows for hydrocarbon trap formation, whereas the associated uplift and exhumation can shut down hydrocarbon generation from deeply buried source rocks, which are often poorly imaged on seismic data (Tari et al. 2020). Determining the timing and impact of basin inversion has therefore always been a crucial challenge to petroleum geologists (De Jager 2003, Evans et al., 2003; Turner and Williams, 2004; De Jager and Geluk, 2007; Cooper and Warren, 2010, 2020; Tari et al., 2020), as also demonstrated in two special volumes edited by Cooper and Williams, 1989, and Buchanan and Buchanan, 1995). Third, since (emptied) hydrocarbon reservoirs can subsequently be used for CO₂ sequestration (Voormeij and Simandl, 2004; Li et al., 2006), knowledge of inversion tectonics can be applied to mitigate the impact of greenhouse gas emissions. Fourth, basin inversion processes and related fluid flow may furthermore lead to the development of economical mineral resources and ore deposits (e.g. Pb-Z mineralizations and Fe-Cu-Au deposits, Sibson and Scott, 1998; Groves and Bierlein, 2007; Hageman et al. 2016; Gibson et al., 2017; Gibson and Edwards, 2020; Liang et al., 2021). And last, a thorough understanding of basin evolution, including basin inversion, is also of great interest for geothermal energy projects since tectonic displacements can strongly affect the thermal profile of the subsurface (Sandiford, 1999; Edwards et al., 2015; Vidal and Genter, 2018; Doornbal et al., 2019; Békési et al., 2020; Weibel et al., 2020; Willems et al. 2020). Possible future applications, including exploration for natural hydrogen, are presented in section 7.

1.3. Analogue modelling of basin inversion

When studying tectonic processes, researchers have a couple of major obstacles to face. Firstly, the size of the systems involved is massive so that a thorough (structural) mapping is a major challenge. Secondly, large parts of these systems are simply inaccessible as they are deep below the surface, covered by thick sedimentary sequences or situated far offshore.

Frank Zwaan 9.5.22 21:14
Deleted: 91... Glennie & ...nd Boegner, ... [1]
Frank Zwaan 26.6.22 11:45
Formatted: Not Highlight
Frank Zwaan 26.6.22 16:30
Deleted: Brun... [2]
Frank Zwaan 13.5.22 16:30
Deleted: 6... Evans et al., 2003; De Jager, ... [3]
Frank Zwaan 26.6.22 11:45
Formatted: Not Highlight
Frank Zwaan 26.6.22 11:45
Formatted: Not Highlight
Frank Zwaan 13.5.22 17:24
Deleted: ce... but is also of great importan... [4]

Recent advances in mapping techniques and geophysical methods have mitigated these obstacles to a certain degree, yet the most challenging impediment on the path to a thorough understanding of tectonic processes are the vast timescales involved. It is simply impossible to directly observe the evolution of a tectonic system in a human lifetime.

195 To circumvent these limitations, geologists have for over two centuries applied analogue modelling techniques with the aim of the simulating large-scale tectonic processes at convenient time- and length scales in the laboratory. By using relatively simple model materials representing the different layers in the lithosphere that are subsequently deformed in experimental apparatus, such large-scale tectonic processes can be reproduced on a small scale, and within a matter of hours or days. In addition to simulating the dynamic aspects of tectonic processes, researchers can also systematically test the influence of specific parameters on their models and compare the model results to natural examples. As such, analogue modelling is an excellent tool to study the dynamics of tectonic processes and has greatly contributed to our understanding of the evolution of our dynamic planet.

205 Analogue modelling as a technique to study tectonic processes evolved since the early 19th century (Hall, 1815; Cadell, 1889; Hubbert 1937, see also the reviews by Koyi, 1997; Ranalli, 2001; Bonini et al., 2012; Graveleau et al., 2012; Schellart and Strak, 2016; Reber et al., 2020; Zwaan and Schreurs, in press). However, the first experimental studies aiming at basin inversion were only performed in the second half of the twentieth century (Lowell, 1974; Koopman et al., 1987; McClay and Buchanan, 1992; Mitra, 1993; McClay, 1995; Bonini et al. 2012). This relatively late start may have been caused by a late interest in basin inversion processes in general, which only flared up in the 1980's, as well as the relative complexity of these models, which require sophisticated experimental machines capable of simulating multiple deformation phases. Nevertheless, the field of basin inversion modelling has steadily advanced over the decades, following the same trends as other analogue tectonic modelling fields. These trends include a shift of focus from qualitative to quantitative modelling practices through the use of new and improved model materials, experimental set-ups, monitoring techniques and analyses (see e.g. Koyi, 1997; Ranalli, 2001; Bonini et al. 2012; Graveleau et al., 2012, and references therein).

215 1.4. Aim of this review

The main aim of this review is to recap the advances in knowledge of basin inversion tectonics acquired through analogue modelling studies since the previous reviews by McClay (1995) and, more recently, by Bonini et al. (2012). In this work we systematically review over 70 experimental studies of basin inversion, providing an up-to-date summary of the different set-ups, materials, tested parameters, and results. We also assess how these results compare to numerical models of basin inversion tectonics, and to natural examples of inverted basins. We furthermore identify the various perspectives and opportunities in the field, which we hope will serve as an inspiration for future analogue modelling studies of basin inversion.

- Frank Zwaan 20.5.22 14:04
Deleted: ,
- Frank Zwaan 9.5.22 21:19
Deleted: 8
- Frank Zwaan 20.5.22 14:04
Deleted: ,
- Frank Zwaan 13.5.22 17:25
Deleted: e
- Frank Zwaan 9.5.22 19:47
Deleted: &
- Frank Zwaan 9.5.22 19:52
Deleted: ,
- Frank Zwaan 9.5.22 19:47
Deleted: &
- Frank Zwaan 9.5.22 19:52
Deleted: ,
- Frank Zwaan 9.5.22 19:52
Deleted: ,
- Frank Zwaan 26.6.22 11:45
Formatted: Not Highlight
- Frank Zwaan 13.5.22 17:16
Deleted: 2

2. Mechanics of basin inversion

235 For a basin to be inverted, it needs to form a mechanically weak region in comparison to its immediate surroundings. Mechanical weakness may stem from the basin fill, allowing uplift and folding of the incompetent sedimentary layers upon shortening, and from extensional faults formed during initial basin formation. Basin inversion is generally well expressed in the upper crust, where brittle deformation dominates. The rheology of the brittle materials involved is commonly regarded as time-independent, roughly obeying a Mohr-Coulomb criterion of failure (Coulomb, 1773), that describes the relation between

240 the shear stress (τ) parallel to a (potential) fault plane required for fault activation, the stress normal to the fault plane (σ_n) as well as the cohesion (C_0) and the angle of internal friction (φ) of the material as follows (Fig. 2a):

$$\tau = C_0 + \sigma_n \tan \varphi \quad (1.1)$$

245 Basin inversion generally implies a change from an extensional setting with the maximum compressive stress, σ_1 , oriented vertically and the minimum compressive stress, σ_3 , oriented horizontally (Fig. 2a), to a shortening setting with σ_1 oriented horizontally and σ_3 vertically (Fig. 2b). As such, Coulomb-style normal faults related to initial basin formation form at Coulomb dip angles of ca. 60° (for a $\varphi = 30^\circ$) (Fig. 2a), whereas reverse faults related to subsequent shortening preferentially form at dip angles of ca. 30° (Fig 2b). It follows that normal faults are, under ordinary circumstances, misoriented for

250 reactivation in shortening.

However, fault reactivation of normal faults in shortening has been observed in nature, and can be explained by four mechanisms. Firstly, normal faults that formed at lower dip angles with the horizontal (e.g., Roscoe or Arthur dip angles [Roscoe, 1970, Arthur, 1977], or low-angle detachment faults) are more readily reactivated, since lower stresses are required for fault reactivation than for the formation of a new thrust fault (Fig. 2c). Secondly, a lowering of fault strength by fluids or mineral alignment (strain softening, Sibson 1985, 1995, 2009) can reduce the internal friction angle, thus flattening the reactivation envelope and promoting normal fault reactivation (Fig. 2c). Thirdly, thrusts may form close to normal faults, thus using the normal fault as a structural heterogeneity, but not strictly reactivating (all parts off) the normal fault (Fig. 1b). Finally, oblique shortening facilitates normal fault inversion. Here the plane containing the maximum and minimum principal stresses σ_1 and σ_3 is oriented at an angle to the normal fault, so that the effective fault angle is reduced and part of the deformation is accounted for by a strike-slip component (Dubois et al., 2002) (Fig. 3).

Frank Zwaan 6.5.22 16:15

Deleted: 1.

Frank Zwaan 28.6.22 22:02

Deleted: es

Frank Zwaan 28.6.22 22:17

Deleted: discernable

Frank Zwaan 28.6.22 22:18

Deleted: generally

Frank Zwaan 28.6.22 22:03

Deleted: ,

Frank Zwaan 9.5.22 19:53

Deleted: ,

Frank Zwaan 9.5.22 19:53

Deleted: ,

Frank Zwaan 28.6.22 22:15

Deleted: they may reach the reactivation envelope earlier for

Frank Zwaan 28.6.22 22:15

Formatted: Not Highlight

Frank Zwaan 28.6.22 22:15

Formatted: Not Highlight

Frank Zwaan 28.6.22 22:15

Deleted:

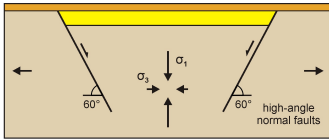
Frank Zwaan 28.6.22 22:15

Formatted: Not Highlight

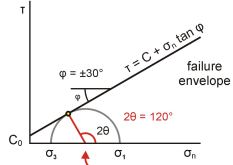
Frank Zwaan 13.5.22 17:27

Deleted: and

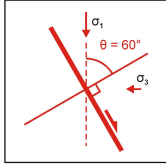
a) Extension and normal faulting



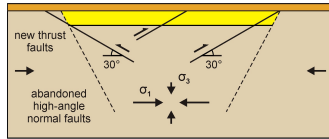
Mohr diagram of normal faulting



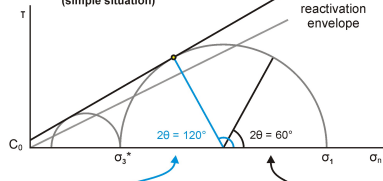
new normal fault forms



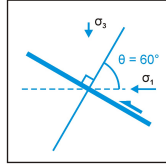
b) Simple inversion and preferred reverse faulting



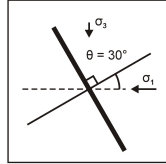
Mohr diagram of inversion (simple situation)



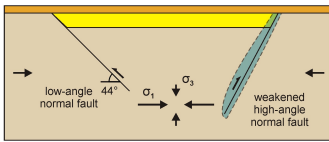
new reverse fault forms



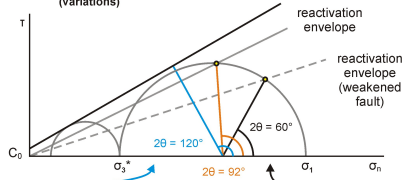
no normal fault reactivation



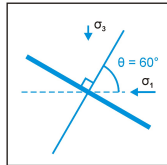
c) Inversion and normal fault reactivation (variations)



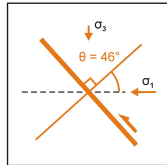
Mohr diagram of inversion (variations)



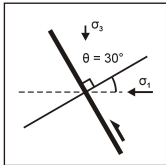
no new reverse faults develop



initial shallow-dipping normal fault reactivates



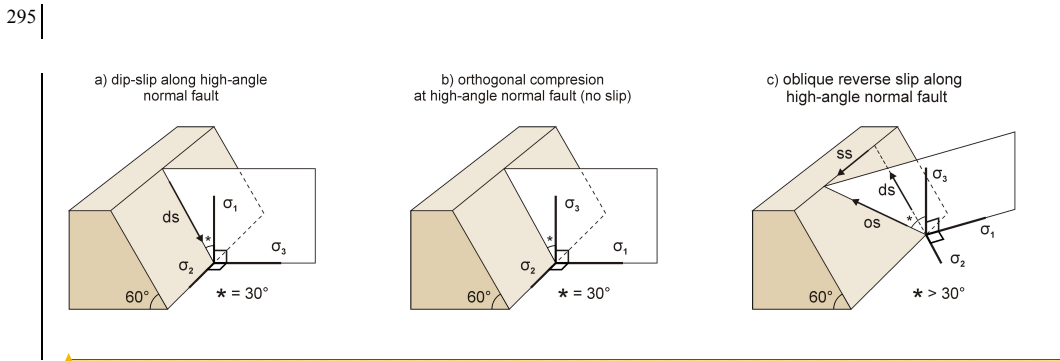
normal fault reactivation (if sufficiently weakened)



Unknown
Formatted: Font color: Black, Kern at 16 pt

Figure 2: Schematic 2D illustration of (a) basin development, (b) inversion with preferential new reverse fault development over reactivation of steep normal faults, and (c) inversion style variations involving normal fault reactivation due to reduced normal fault dip and fault strength, including schematic Mohr diagrams of the changing states of stress in these systems. σ_1 = maximum compressive stress, σ_3 = minimum compressive stress, θ = angle between normal to fault plane and orientation of the maximum compressive stress (σ_1), ϕ = angle of internal friction, C_0 = cohesion, τ = shear stress, σ_n = normal stress. The reactivation envelope concerns the reactivation of a pre-existing fault plane, which is considered to involve negligible cohesion ($C_0 = 0$ Pa), so that the envelope starts from the origin. (*) Note that σ_1 (vertical loading) during extension becomes σ_3 during subsequent inversion in 2D (as indicated by the small semi-circles in the Mohr diagrams in panels [b] and [c]). Inspired by Bonini et al. (2012).

285 It should be stressed that even though the brittle behaviour of the upper crustal layers is generally considered to dominate deformation during inversion, also the ductile parts of the lithosphere can play an important role. Such ductile layers (e.g., evaporites, shales, or on a larger scale the lower crust) can decouple different parts of the lithosphere. The degree of decoupling may depend on the viscous layer thickness and distribution, its viscosity as a function of compositional changes throughout a basin, and the tectonic strain rate (e.g. Brun, 1999, 2002; Zwaan et al., 2019). Such decoupling enables the development of significant differences in deformation in the units above and below the viscous layer (thin- vs. thick-skinned deformation). Furthermore, in the case of salt, reactivation of inherited passive diapirs can occur due to major subsalt fault movement. Excellent examples of the effect of such decoupling can be observed in the North Sea area or in the Pyrenees (Stewart and Coward, 1995; Stewart and Clark, 1999; Stewart, 2007; Mencos et al., 2015; Van Winden et al., 2018) (Fig. 1c).



300 Figure 3: Oblique reactivation of a high-angle normal fault due to the reduced effective fault angle (*). Components of deformation: ds: dip-slip, os: oblique slip, ss: strike-slip. σ_1 = maximum compressive stress, σ_2 = intermediate compressive stress, σ_3 = minimum compressive stress. Inspired by Dubois et al. (2002). Note, however, that actual displacements along pre-existing structures can deviate from the directions of the principal stresses (Withjack and Jamison, 1986; Morley, 2010).

Frank Zwaan 28.6.22 22:20
Deleted: differences in

Frank Zwaan 28.6.22 22:21
Deleted: represents

Frank Zwaan 28.6.22 22:21
Deleted: , and as suc

Frank Zwaan 28.6.22 22:22
Deleted: h

Frank Zwaan 28.6.22 22:21
Deleted: have

Frank Zwaan 28.6.22 22:21
Deleted: and therefore

Frank Zwaan 28.6.22 22:21
Deleted: s

Frank Zwaan 13.5.22 17:29
Deleted: .

Frank Zwaan 9.5.22 19:47
Deleted: &

Frank Zwaan 9.5.22 19:47
Deleted: &

Unknown
Formatted: Font:9 pt, Italic

Frank Zwaan 9.5.22 19:47
Deleted: &

3. Analogue modelling techniques

320 In this section we address the different model materials, set-ups and scaling principles, as well as monitoring techniques that
are used in analogue modelling laboratories around the globe. It may be noted that most of these techniques are very similar
to those used for analogue modelling of extensional tectonics, since the first phase of deformation involved the development
of a basin (see the reviews of analogue modelling of extensional tectonics by Vendeville et al., 1987; McClay, 1990, 1996;
Naylor et al., 1994; Koyi, 1997; Brun, 1999, 2002; Corti et al., 2003; Bahroudi et al., 2003; Zwaan et al., 2019; Zwaan and
325 Schreurs, in press).

3.1. Materials and rheology

In analogue modelling studies, brittle and ductile layers in the lithosphere are simulated with various brittle and viscous
model materials (Fig. 4). The properties of these model materials can be determined in detail using ring-shear testers and
rheometers (e.g. Panien et al., 2006b; Klinkmüller et al., 2016; Rudolf et al., 2016; Ritter et al., 2018a, b; Zwaan et al.,
330 2018b).

3.1.1. Brittle materials

Granular materials are often used to reproduce the behaviour of brittle parts of the lithosphere (Fig. 4). When deformed,
335 granular materials will form shear zones at similar angles to faults in rocks and soils in nature (see section 3.5). A standard
granular material, used to simulate bulk brittle rocks in most basin inversion models included in this review, is quartz sand of
some sort (McClay and Buchanan, 1992). Other granular materials include feldspar sand (Munteanu et al., 2013) and
corundum sand (Panien et al., 2006b), or mixtures of various granular materials (Abdelmalak et al., 2016; Montanari et al.,
2017; Dooley and Hudec, 2020). Although these materials may have slightly different properties with respect to quartz sand
340 (notably grain size, density, cohesion and angle of friction), they generally deform in the same fashion. Granular materials
should be sieved from a minimum height into the model apparatus to ensure a homogeneous density distribution (Krantz,
1991b; Schellart, 2000; Klinkmüller, et al., 2016; Schmid et al., 2020). Importantly, the rheology of granular materials can
generally be considered strain rate-independent, even though there are some complexities that can be of importance
(Vermeer, 1990; Ritter et al., 2016; Montanari et al., 2017, and references therein, section 3.5).
345

Modellers regularly combine different types of granular materials in their models. Coloured or dyed sand is used to create
(thin) layering that will be visible on side view images or cross-sections (section 3.6). This is generally the same sand as
used for bulk brittle rock layers, but in some cases other materials are used, such as corundum sand or Pyrex (all visible on
CT-scans, Letouzey et al., 1995; Panien et al., 2006a, section 3.6). These thin horizons of different materials in the bulk sand

Frank Zwaan 27.6.22 23:20
Deleted: papers
Frank Zwaan 29.6.22 14:49
Deleted: and
Frank Zwaan 29.6.22 14:49
Deleted: and
Frank Zwaan 9.5.22 19:47
Deleted: &
Frank Zwaan 28.6.22 22:27
Deleted: are

Frank Zwaan 9.5.22 19:47
Deleted: &
Frank Zwaan 9.5.22 19:47
Deleted: &

Frank Zwaan 13.5.22 16:44
Deleted: et al.
Frank Zwaan 26.6.22 11:45
Formatted: Not Highlight
Frank Zwaan 28.6.22 22:25
Deleted: ;

360 layers are not considered to significantly affect the bulk model behaviour. By contrast, materials such as micas and
microbeads have a significant lower angle of internal friction and deform more readily. Weaker mica layers are used to
facilitate interlayer slip, while conveniently creating visible layering on sections as well (McClay, 1989, 1996; Buchanan and
McClay, 1991, 1992, see section 3.6), whereas microbeads have been used to simulate basal detachment layers (Panien et al.,
2006a). Microbeads can also serve as weak sedimentary infill of a rift basin that may be more easily deformed during
inversion (Martínez and Cristallini, 2017, Panien et al., 2005; Yagupsky et al., 2008).

Frank Zwaan 8.5.22 10:13

Deleted: ..., (McClay, 1989, 1996; Buchan... [5]

365 Other modellers have applied wet clay to simulate brittle rocks (Mitra, 1993; Mitra and Islam, 1994; Eisenstadt and
Withjack, 1995; Eisenstadt and Sims, 2005). Clay behaves somewhat differently from granular materials as its behaviour has
a strain rate-dependent component (Oertel, 1965; Eisenstadt and Sims, 2005, and references therein), which makes it
appropriate for modelling the uppermost parts of the lithosphere, creating more intricate fault structures when deformed than
370 sand (Eisenstadt and Sims, 2005). Similar to their granular counterparts, coloured clay can be used to highlight layering and
to distinguish syn-tectonic infill. Buchanan and McClay (1992) have also used a mixture of clay and sand to simulate layers
of higher competence. In contrast to sand, clay can readily be modelled into shape, but it is crucial to control its water
content as this significantly affects the material's rheology (Arch et al., 1988; Eisenstadt and Sims, 2005, and references
therein). This is also true for the wet sand-cement mixtures applied by Mandal and Chattopadhyay (1995).

Frank Zwaan 9.5.22 19:47

Deleted: &...nd Islam, 1994; Eist...nstadt... [6]

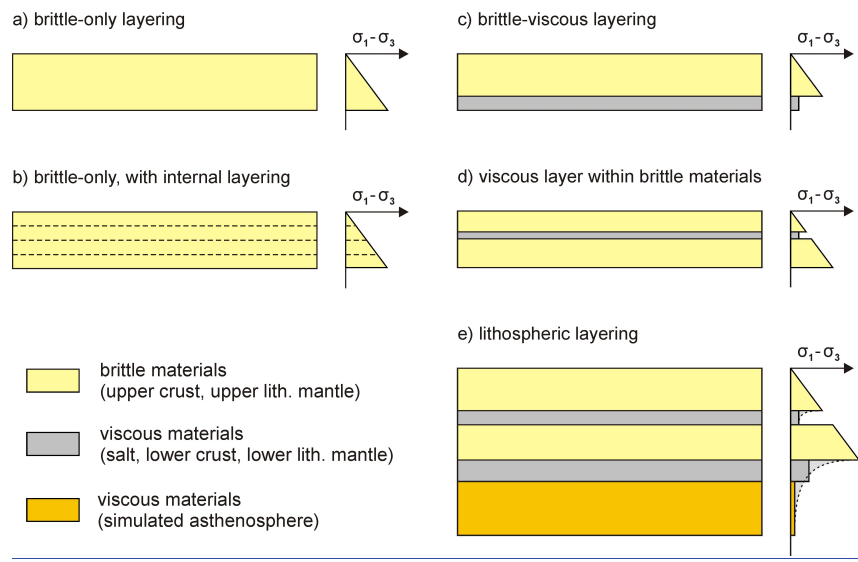
375 3.1.2. Viscous materials

In analogue modelling studies, the ductile parts of the lithosphere are generally simulated by means of viscous materials
(Fig. 4). Typical viscous materials include silicone oils such as Polydimethylsiloxane (PDMS, e.g. SGM 36) and "putties"
380 (e.g. Dow Corning 3179 Dilatant Compound, or Rhône-Poulenc Gomme Spéciale GS1R), and various types of mixtures of
such materials with granular materials, acids and other substances (e.g. Schellart and Strak, 2016; Di Giuseppe, 2018; Reber
et al., 2020; Zwaan et al., 2020a). When deformed, these materials flow rather than forming discrete fault structures, and in
contrast to the granular materials, their behaviour is strongly strain rate-dependent. Importantly, viscous materials are much
weaker than their brittle counterparts, and in basin inversion models they are often used to simulate intra-crustal (salt)
385 detachments (Letouzey, 1995; Brun and Nalpas, 1996; Dooley and Hudcok, 2020), or the weak ductile lower crust and lower
lithospheric mantle layers (Gartrell et al., 2005; Konstantinovskaya et al., 2007; Mattioni et al., 2007; Cerca et al., 2010;
Munteanu et al., 2013, 2014) (Fig. 4). Viscous model materials used in basin inversion experiments commonly have a near-
Newtonian rheology at typical model deformation rates, which aims to represent dislocation creep over geological timescales
(Weijermars, 1986; Weijermars and Schmeling, 1986; Rudolf et al., 2016, and references therein).

Frank Zwaan 9.5.22 19:47

Deleted: &...nd Strak, 2016; Di Giuseppe... [7]

390



420 Figure 4: Examples of model layering used for basin inversion experiments seen in section view, including schematic strength
 profiles. (a-d) Crustal-scale layering options. (a) Homogeneous layer of brittle model material. (b) Brittle model material
 425 interlayered with other brittle materials for visualization or to simulate brittle-style detachments (e.g., Buchanan and McClay,
 1991). (c) Brittle-viscous layering, with a cover of brittle model material overlying a viscous detachment layer that decouples the
 brittle cover from the (rigid) model base. (d) Viscous detachment within the brittle model materials (such as a weak shale or salt
 layer, e.g., Brun and Nalpas, 1996). (e) brittle-viscous multilayer arrangement representing the whole of the lithosphere (e.g.,
 Cerca et al., 2010). The dotted line in the strength profile of panel (e) indicates a schematic lithospheric strength profile that is
 approximated in the model (see e.g., Brun, 1999).

3.2. Overview of general basin inversion set-ups

430 When modelling basin inversion, a basic necessity is choosing a set-up that can induce the type of deformation required for
 both the initial extensional phase and the subsequent compressional (inversion) phase (Fig. 5). Both deformation phases are
 generally induced by rigs that move basement blocks, base plates, rubber sheets or sidewalls/backstops below or into the
 analogue model materials representing the Earth's lithosphere. An exception are the models by Gartrell et al. (2005) and
 435 Konstantinovskaya et al. (2007), who instead applied a system of pulleys and weights to drive deformation (force boundary
 condition). Most inversion models focus on the crustal-scale, where the set-up may include specific assumptions regarding
 the properties of the basement or mantle below (see Zwaan et al., 2019, 2021, 2022 for a discussion on this topic), but some
 modellers have also simulated basin inversion on a lithospheric scale (Gartrell et al., 2005; Cerca et al., 2010).

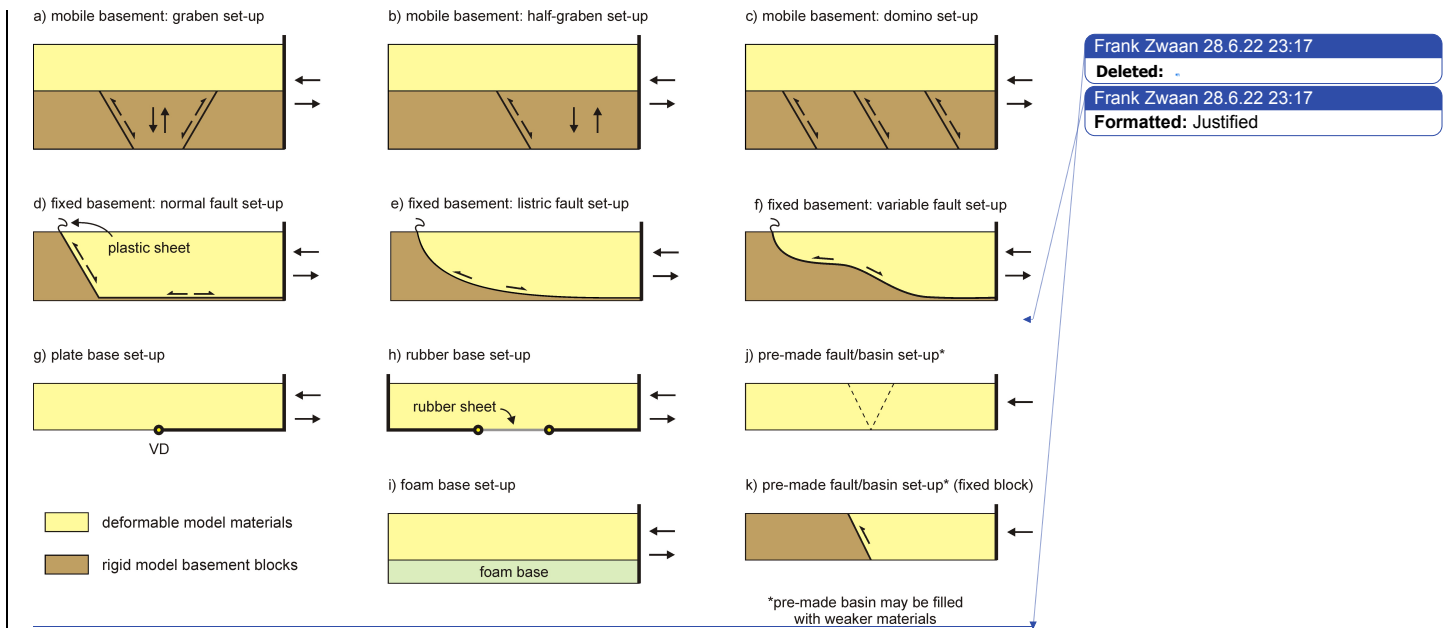
Frank Zwaan 22.6.22 15:13
Formatted: Justified

Frank Zwaan 9.5.22 19:47
Deleted: &

Frank Zwaan 9.5.22 19:47
Deleted: &

Frank Zwaan 26.6.22 11:41
Deleted: 05

Frank Zwaan 26.6.22 11:42
Deleted: Cerca et al., 2005;



450 **Figure 5: Examples of basin inversion model set-ups illustrated in section view. (a-c) Mobile basement block set-ups. (a) Full graben set-up. Note that the graben boundary faults can be set to have different dip angles (e.g., Koopman et al., 1987). (b) Half-graben set-up. (c) Domino block set-up (e.g., Buchanan and McClay, 1992). (d-e) Fixed basement (footwall) block set-ups. (d) Steep normal fault set-up (e.g., Buchanan and McClay 1991). (e) Listric fault set-up (e.g., Buchanan and McClay, 1991). (f) Variable geometries of the basement block can be applied as well (e.g., McClay 1995; Ferrer et al., 2016). (g) Plate base set-up, with the edge of the plate base inducing a velocity discontinuity (VD) (e.g., Mitra and Islam, 1994). (h-i) Distributed deformation set-ups (h) Rubber base set-up, with a rubber sheet spanned between two base plates creating a zone of distributed deformations (e.g., Amilibia et al., 2005). Note that the rubber sheet may also cover the whole base of the model (McClay, 1989). (i) Foam base set-up (e.g., Richetti et al. in prep). (j-k) pre-made fault/basin set-up, with either (j) a pre-made fault or basin within the deformable model materials, potentially filled with weaker material (e.g., Panien et al., 2006a), or (k) a basin built next to a fixed footwall block (e.g., Letouzey et al., 1995).**

460 The first basin inversion experiments by Lowell (1974) and Koopman et al. (1987) involved mobile basement blocks (Fig. 5a-c). Such set-ups are used to simulate the deformation of a sedimentary cover on top of a rift basin or normal fault developing in the basement (Sanford et al., 1959; Naylor et al., 1994; Dooley et al., 2003; Burliga et al. 2012a). By moving a hanging wall basement block down between two footwall blocks, or along a single footwall block for a full graben setting or a halfgraben setting, respectively, the overlying model materials are deformed and a basin is generated. This basin can

Frank Zwaan 28.6.22 23:17

Deleted: -

Frank Zwaan 28.6.22 23:17

Formatted: Justified

Frank Zwaan 29.6.22 09:52

Deleted: setup

Frank Zwaan 9.5.22 19:47

Deleted: &

Frank Zwaan 9.5.22 19:47

Deleted: &

Frank Zwaan 9.5.22 19:47

Deleted: &

Frank Zwaan 13.5.22 17:18

Deleted: et al.

Frank Zwaan 9.5.22 19:47

Deleted: &

Frank Zwaan 13.5.22 16:19

Deleted: 0

Frank Zwaan 28.6.22 22:35

Deleted: ,

475 subsequently be inverted by simply moving the hanging wall block upward again (Koopman et al., 1987; Mitra, 1993; Mitra
and Islam, 1994; Burliga et al., 2012b; Moragas et al., 2017). Koopman et al. (1987) also simulated half-graben development
above a tilting basement block, and a more complex version of this set-up, used by Buchanan and McClay (1992), McClay
(1995), Jagger and McClay (2016) and Ferrer et al. (in prep), involves a series of basement blocks that can be tilted
simultaneously (domino faulting) to form a broad extensional basin, rather than a single half-graben (Fig. 5c). The basement
block motion in both these set-ups can simply be reversed to induce inversion.

Frank Zwaan 9.5.22 19:47

Deleted: &...nd Islam, 1994; Burliga et al. ... [8]

480

Modellers have also regularly used set-ups with fixed basement (footwall) blocks (Fig. 5d-f). In these models, a plastic sheet
between the basement block and the model materials is connected to a moving sidewall or backstop, so that the outward
motion of the sidewall caused normal faulting above the footwall block. The resulting rift structures are subsequently
inverted by moving the sidewall inward again (McClay, 1989, 1995; Buchanan and McClay, 1991; Mitra 1993; Mitra and
485 Islam, 1994; Gomes et al., 2006, 2010). Alternatively, one can also move the footwall block itself (Yamada and McClay,
2004; Ferrer et al., 2016), which is however mostly a change of reference frame (see discussion in Zwaan et al., 2019).
Various authors have applied complex footwall block geometries (McClay, 1995; Ferrer et al., 2016; Roma et al., 2018a, b)
(Fig. 5f), or different backstop geometries (Gomes et al., 2010).

Frank Zwaan 9.5.22 19:58

Deleted: ...Buchanan &...nd McClay, ... [9]

490

Base plate or conveyer belt set-ups have been commonly used for modelling extensional tectonics (Allemand et al., 1989;
Allemand and Brun, 1991; Brun and Tron, 1993; Keep and McClay, 1997; Michon and Merle, 2000, 2003; Gabrielsen et al.,
2016; Zwaan et al., 2019) (Fig. 5g). The edge of the base plate or conveyer belt creates a velocity discontinuity (VD),
representing a fault or shear zone in the basement or upper mantle, that localizes deformation in the overlying model
materials as the plate is pulled out from under them, resulting in the development of a rift basin (Fig. 5g). Subsequently, the
495 motion of the base plate can be reversed, inducing compression along the VD and in the previously established rift basin
(Mitra and Islam, 1994; Eisenstadt and Withjack, 1995; Nalpas et al., 1995; Brun and Nalpas, 1996; Bonini, 1998; Dubois et
al., 2002; Mattioni et al., 2007; Konstantinovskaya et al., 2007; Pinto et al., 2010; Muñoz-Sáez et al., 2014). Some models
include two plates on both sides of the model that move apart in opposite directions during both extension and compression
(Munteanu et al., 2014). Panien et al. (2005), Del Ventisette et al. (2005, 2006), Yagupsky et al. (2008), Granado et al.
500 (2017) and Miró et al. (in prep.) applied a base plate mechanism to induce a rift basin, which was subsequently inverted by
moving a backstop into it.

Frank Zwaan 9.5.22 19:47

Deleted: &...nd Brun, 1991; Brun &...nd ... [10]

505

Other basin inversion set-ups involve distributed basal deformation, for instance by means of a basal rubber sheet. This
rubber sheet is generally inserted between two base plates (Amilibia et al., 2005; Dooley and Hudec, 2020; Yu et al., 2021)
(Fig. 5h), even though some authors have also used a rubber sheet covering the full length of the model (McClay, 1989). By
pulling apart the base plates or sidewalls between which the rubber is fixed, the rubber is stretched and creates a distributed
type of deformation at the model base, rather than the highly localized deformation induced by a VD (Vendeville et al. 1987;

Frank Zwaan 9.5.22 19:48

Deleted: &

540 Withjack [and Jamison, 1986](#); [McClay, 1990](#); [McClay et al., 2002](#); [Corti et al., 2007](#); [Henza et al., 2010, 2011](#); [Zwaan et al., 2019](#)). Similar to the base plate models, the resulting rift structure can be simply inverted by moving the plates (or sidewalls) together again so that the rubber base contracts ([Amilibia et al., 2005](#); [Dooley and Hudec, 2020](#)). Alternatively, foam or a combination of foam and plexiglass bars can be used to reproduce distributed deformation at the model base ([Scheurs and Colletta, 1998](#); [Zwaan et al., 2016](#); [Richetti et al., in prep](#)). Instead of being stretched, the foam or foam/plexiglass assemblage needs to be compressed between sidewalls first, and as the model sidewalls are moved apart or together, the foam extends or contracts in a distributed fashion, deforming the overlying materials ([Zwaan et al., 2019, 2020b](#); [Richetti et al., in prep](#)).

545 Some researchers simplify the modelling procedure by building the basin or normal fault(s) already during model preparation (Fig. 5j), obtaining inversion by subsequently moving a backstop into the model ([Sassi et al., 1993](#); [McClay et al., 2000](#); [Panien et al., 2006a](#); [Marques and Nogueira, 2008](#); [Di Domenica et al., 2014](#); [Martínez et al., 2016, 2018](#); [Martínez and Cristallini, 2017](#); [Lebinson et al., 2020](#)). Such backstop models can be combined with fixed basement blocks that represent the footwall block of a rift boundary fault or half-graben structure ([Vially et al., 1994](#); [Letouzey et al., 1995](#); [Philippe 1995](#); [Lebinson et al., 2020, Fig. 5k](#)). [Vially et al. \(1994\)](#), [Letouzey et al. \(1995\)](#) and [Roure and Colletta \(1996\)](#) have also inverted pre-built basins in a deformable basement block set-up (Fig. 5b), where only inversion of the pre-built basin was applied. [Buchanan and McClay \(1992\)](#) used a domino-rig (Fig. 5c) for inverting a series of pre-built basins instead. It may be noted that these moving sidewall models that include pre-built basins or faults may overlap to a degree with thrust wedge experiments (e.g. [Colletta et al., 1991](#); [Cotton and Koyi, 2000](#); [Graveleau et al., 2012](#); [Payrola et al., 2012](#); [Oriolo et al., 2015](#); [Villarroel et al., 2020](#); [Borderie et al., 2018, 2019](#); [Schori et al., 2021](#)).

560 Finally, some modellers have simulated basin inversion on a lithospheric scale, rather than on the more standard (upper) crustal scale ([Gartrell et al., 2005](#); [Cerca et al., 2010](#)). Lithospheric-scale modelling of rifting in a normal gravity field (in contrast to centrifuge methods with enhanced gravity conditions, [Corti et al., 2003](#); [Agostini et al., 2009](#); [Zwaan et al., 2020a](#)) is generally done with set-ups involving mobile sidewalls ([Allemand et al., 1991](#); [Brun and Beslier, 1996](#); [Nestola et al., 2013, 2015](#); [Beniest et al., 2018](#); [Zwaan and Schreurs, 2022](#)). By moving the sidewalls apart, the model, with layers representing the whole lithosphere floating on a dense liquid or weak viscous layer simulating the underlying asthenospheric mantle (Fig. 4e), is stretched. By simply reversing the motion of the sidewalls, rift basins that developed during the initial extension phase may be inverted. The available lithospheric-scale basin inversion model results come from very specific set-ups (involving complex lithospheric inheritance in the case of [Cerca et al., 2010](#), and the oblique reactivation of a transfer fault system in the case of [Gartrell et al., 2005](#)), preventing generalized insights so far. We do therefore not address these models in further detail in this review.

Frank Zwaan 9.5.22 19:48
Deleted: &
Frank Zwaan 9.5.22 20:00
Deleted: ;
Frank Zwaan 9.5.22 19:48
Deleted: &
Frank Zwaan 9.5.22 19:48
Deleted: &
Frank Zwaan 26.6.22 12:30
Deleted: base

Frank Zwaan 9.5.22 19:48
Deleted: &
Frank Zwaan 9.5.22 19:48
Deleted: &
Frank Zwaan 9.5.22 20:01
Deleted: (
Frank Zwaan 9.5.22 20:01
Deleted:)
Frank Zwaan 13.5.22 17:35
Deleted: ,
Frank Zwaan 13.5.22 17:35
Deleted: ,
Frank Zwaan 30.5.22 17:02
Deleted: ,
Frank Zwaan 9.5.22 19:48
Deleted: &
Frank Zwaan 9.5.22 19:48
Deleted: &
Frank Zwaan 26.6.22 11:42
Deleted: Cerca et al. 2005;
Frank Zwaan 9.5.22 19:48
Deleted: &
Frank Zwaan 13.5.22 16:20
Deleted: 1
Frank Zwaan 9.5.22 19:48
Deleted: &
Frank Zwaan 26.6.22 12:28
Deleted: 2021, in prep
Frank Zwaan 26.6.22 11:42
Deleted: 05

We described the general model set-ups and model materials in the previous section. However, there are numerous possible variations and adaptations, especially regarding model layering and structural inheritance in both 2D and 3D (Fig. 6).

595 Even though many basin inversion set-ups are essentially 2D, the three-dimensional nature of tectonic processes is an important consideration for basin inversion models. Plate motion directions change over time, which can lead to changes in tectonic regimes (Sibuet et al., 2004; Philippon and Corti, 2016; Schmid et al., 2017; Brune et al., 2018; Angrand et al., 2020). To account for such changes in direction between deformation phases, modellers need modelling machines that can reproduce such kinematic changes (Fig. 6a-c). This can be done by simply repositioning the motor that controls the inward and outward motion of the moving parts with respect to the model (Dubois et al., 2002; Nalpas et al., 1995; Brun and Nalpas, 1996; Pinto et al., 2010), or by combining perpendicular and lateral motion to allow for oblique extension and oblique compression (Schreurs and Colletta, 1998; Mattioni et al., 2007) (Fig. 6a-c). Some authors have even applied rotational extension and compression in their inversion models (Jara et al., 2015, 2018) (Fig. 6d-f).

605 A further option to add 3D complexity is the inclusion of different along-strike geometries of base plates, such as oblique VD's (Panien et al., 2005; Ustaszewski et al., 2005; Munteanu et al., 2014; Jara et al., 2015, 2018; Granado et al., 2017, Wang et al., 2017; Deng et al., 2019), transfer fault structures (Konstantinovskaya et al., 2007, Likerman et al., 2013) and pull-apart systems (Wang et al., 2017, Fig. 6g-i). Similarly, complex 3D variations such as along-strike curving geometries have been applied in basement block set-ups (Yamada and McClay, 2003a, b, 2004). Modellers have also tilted the model base, to accomplish complex layered geometries and heterogeneous normal stresses (Philippe, 1995; Granado et al., 2017; Borderie et al., 2019).

615 Additional variations can be made to the general model layering (Fig. 4). Weak granular materials (section 3.1.2) can be used to simulate (basal) detachment layers (Buchanan and McClay, 1991; Panien et al., 2006a). Viscous materials are often used to simulate weak layers or detachments in basin inversion models (Fig. 4). For instance, Vially et al. (1994), Letouzey et al. (1995), Nalpas et al. (1995), Brun and Nalpas (1996), Dubois et al. (2002), Ferrer et al. (2016) Granado et al. (2017), Roma et al. (2018a, b), and Dooley and Hudec (2020) added layers of viscous material to their sand pack for simulating weak (salt) intervals in their basin inversion experiments, decoupling the simulated sedimentary cover from the basement units (Fig. 4c, d). Patches of viscous materials are used as a handy method to distribute crustal deformation above an otherwise (too) strongly localizing VD in crustal-scale base plate models (Brun and Nalpas, 1996; Del Ventisette et al., 2005, 2006; Sani et al., 2007; Pinto et al., 2010; Muñoz-Sáez et al., 2014; Likerman et al., 2013; Jara et al., 2015, 2018), even though deformation may also be focussed along the edges of these patches. Other researchers have applied a viscous layer

Frank Zwaan 9.5.22 19:48
Deleted: &

Frank Zwaan 9.5.22 19:48
Deleted: &

Frank Zwaan 13.5.22 16:27
Deleted: Brun

Frank Zwaan 9.5.22 19:48
Deleted: &

Frank Zwaan 26.6.22 11:45
Formatted: Not Highlight

Frank Zwaan 9.5.22 19:48
Deleted: &

Frank Zwaan 13.5.22 17:35
Deleted: ;

Frank Zwaan 29.6.22 08:09
Deleted: .

Frank Zwaan 9.5.22 19:48
Deleted: &

Frank Zwaan 13.5.22 16:32
Deleted: 9

Frank Zwaan 9.5.22 19:48
Deleted: &

Frank Zwaan 9.5.22 19:48
Deleted: &

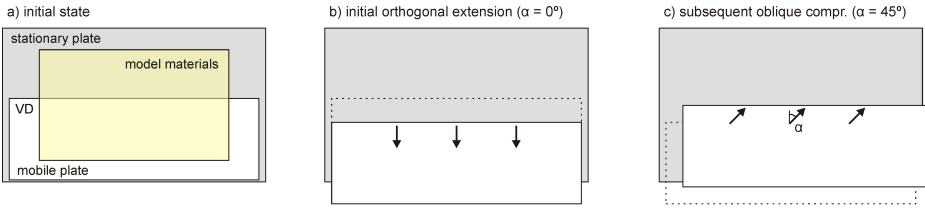
Frank Zwaan 9.5.22 19:48
Deleted: &

Frank Zwaan 29.6.22 08:09
Deleted: .

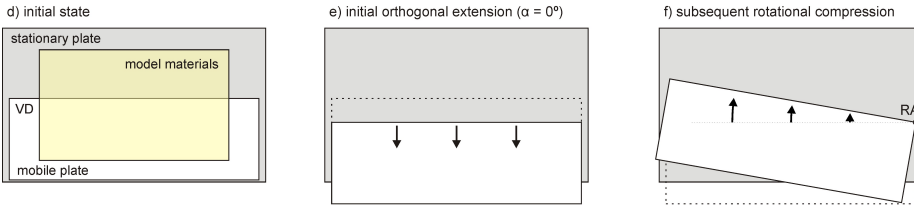
635 throughout the model to simulate a ductile lower crustal layer underlying the brittle upper crust (Konstantinovskaya et al., 2007; Mattioni et al., 2007; Bonini et al., 2012; Munteanu et al., 2013, 2014, Fig. 4d).

Oblique inversion tectonics (base plate example)

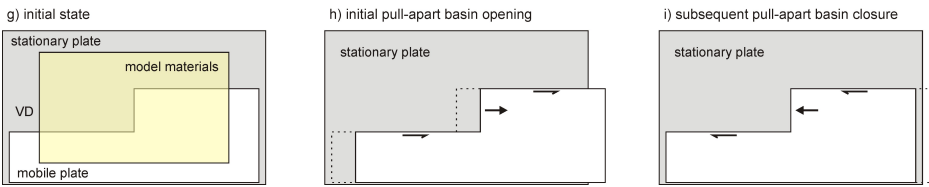
Frank Zwaan 29.6.22 22:45
 Deleted: - [11]
 Frank Zwaan 29.6.22 22:45
 Formatted: Indent: Left: 0 cm



Rotational inversion tectonics (base plate set-up example)



Pull-apart inversion tectonics (base plate set-up example)



640 Figure 6. Examples of 3D kinematics in basin inversion models. (a-c) Oblique inversion tectonics example. The plate motion direction is defined as angle α , the angle between the normal to the model axis and plate motion direction (e.g. Zwaan et al., 2016; Brune et al. 2018, and references therein). VD: velocity discontinuity (mobile base plate edge). Based on Brun and Nalpas (1996).
 645 (d-f) Rotational inversion tectonics example. RA: rotation axis. Based on Jara et al. (2015, 2018). (g-i). Inverted pull-apart basin example. Based on Wang et al. (2017). Modellers have used a wide variety of other base plate geometries for basin inversion experiments (see section 3.3.).

Frank Zwaan 9.5.22 19:48
 Deleted: &
 Frank Zwaan 26.6.22 11:45
 Formatted: Not Highlight
 Frank Zwaan 9.5.22 20:53
 Deleted: and

650

Furthermore, variations within the model layers allow for the simulation of complex 3D structural inheritance. For instance, weak granular materials can serve to simulate sedimentary basin infill (Martinez and Cristallini, 2017; Panien et al., 2005; Yagupsky et al., 2008). Pre-cut fault planes in brittle layers serve to localize deformation (Panien et al., 2006a; Di Domenica et al., 2014). Marques and Nogueira (2008) even embedded viscous material in such pre-existing faults during model preparation, reproducing the effects of salt injected along a fault plane during deformation. Additional methods to generate complex weaknesses is the application of patches or "seeds" of viscous material to locally weaken the overlying sand layers, thus localizing deformation (Munteanu et al., 2013; Dooley and Hudec, 2020).

655

3.4. Inclusion of additional geological processes

660

Surface processes (i.e., erosion, transport and syn-kinematic sedimentation) can have important impacts on the evolution of both extensional and compressional tectonic systems (Koons, 1990; Burov and Cloetingh, 1997; Buitter et al., 2008; Graveleau et al., 2012; Zwaan et al. 2018a; Borderie et al., 2019), and are thus naturally also of importance for basin inversion. Often, modellers simulate extension by filling in the rift basin with (weaker) brittle model materials during or after the initial extensional deformation phase (Panien et al., 2005; Pinto et al., 2010; Muñoz-Sáez et al., 2014; Ferrer et al., 2016; Granado et al., 2017; Moragas et al., 2017; Richetti et al., *in prep*). In addition, some studies have included the deposition of sediments during the inversion stage (Buchanan and McClay, 1991; McClay, 1995; Yamada and McClay, 2004; Jagger and McClay, 2016; Roma et al., 2018a, b). Including sedimentation in most cases is done by filling in the negative topography formed in the model, either by sieving or by pouring granular materials, although Moragas et al. (2017) included the simulation of prograding sequences. Including erosional processes is however challenging. Either one must determine where erosion is taking place in the model, and how much model material needs to be removed, or one needs to develop a physical method to directly include active surface processes in tectonic experiments (including precipitation, erosion, transport and sedimentation, Graveleau et al., 2011, 2015). To our knowledge, these more complex methods have so far not been frequently used for typical basin inversion modelling due to their natural and technical complexity, although Strzeczynski et al. (2021) apply such methods in an analogue modelling study of inversion along the Algerian Margin.

665

670

675

Magmatism is a further important geological process that has been frequently studied in analogue models (Corti et al., 2003, 2004; Poppe et al., 2019; Maestrelli et al., 2021). However, so far only few studies have included magmatic processes in basin inversion models (Martinez et al., 2016, 2018). Magmatism in these inversion models is achieved by injecting vegetable oil from the bottom of the model set-up during the inversion phase.

- Frank Zwaan 29.6.22 22:46
Deleted: -
- Frank Zwaan 29.6.22 22:45
Formatted: Indent: Left: 0 cm
- Frank Zwaan 9.5.22 19:48
Deleted: &
- Frank Zwaan 13.5.22 16:32
Deleted: 9
- Frank Zwaan 26.6.22 11:45
Formatted: Font:Italic
- Frank Zwaan 9.5.22 19:48
Deleted: &
- Frank Zwaan 9.5.22 19:48
Deleted: &
- Frank Zwaan 13.5.22 21:15
Deleted: 8
- Frank Zwaan 26.6.22 11:45
Formatted: Not Highlight
- Frank Zwaan 13.5.22 17:20
Deleted: and
- Frank Zwaan 30.5.22 20:29
Deleted: erosional and depositional
- Frank Zwaan 26.6.22 11:47
Deleted: them
- Frank Zwaan 26.6.22 11:47
Deleted: of
- Frank Zwaan 29.6.22 15:14
Deleted: and
- Frank Zwaan 9.5.22 20:54
Deleted: and

3.5. Model scaling

Scaling of analogue models is necessary to guarantee the similitude of a model and its natural equivalent or prototype (Hubbert, 1937; Ramberg, 1981), allowing for accurate model-nature comparisons. Similitude is achieved by ensuring (1) geometrical, (2) kinematic, and (3) dynamic similarity between the model and prototype. Geometrical similarity requires that all distances (length, width, depth, layer thickness) in the analogue model must have the same proportions as the natural example. Kinematic similarity signifies geometric and temporal similarity of the model and prototype, realized through similarity of velocities. Finally, dynamic similarity is established when all forces, stresses and material strengths are properly translated from the natural example to the model scale. Although it is practically impossible to incorporate all detailed complexities that characterize natural geological settings into a small laboratory experiment, a correct scaling of the dominant factors controlling deformation will allow the scaling criteria to be fulfilled. The geological setting is usually approximated with a relatively simple model that uses as few parameters as possible to simulate the system in a meaningful way.

3.5.1. Scaling of brittle materials

Although in the past analogue modellers have generally assumed that granular materials behave according to the Coulomb failure criterion (Coulomb, 1773) (equation 1.1) with constant frictional properties, these materials show a more complex behaviour. Shear tests on granular materials reveal an elastic/frictional plastic behaviour with a phase of strain hardening until peak strength, corresponding to shear zone initiation, with a subsequent phase or strain softening until a dynamic-stable strength value is reached; If shearing is paused and subsequently resumed, shear stress increases to a second peak strength (reactivation peak strength), which corresponds to shear zone reactivation and occurs at a lower stress value than the one required for shear zone initiation (Lohrmann et al., 2003; Panien et al., 2006b; Klinkmüller et al., 2016). From these shear tests, internal friction angles at first peak strength, dynamic-stable strength and reactivation peak strength can be deduced for a particular granular material, with in general highest values of internal friction angle at first peak strength, lowest values at dynamic-stable strength and intermediate values at reactivation peak strength (Panien et al., 2006b; Klinkmüller et al., 2016).

In this context, the brittle behaviour of the upper crust is roughly characterized by angles of internal friction between ca. 30° and 40°, and cohesion values between 0 and 50 MPa (Byerlee, 1978). In order to be properly scaled, model materials must have similar angles of internal friction as the upper crust as well as an appropriate (low) cohesion value (Abdelmalak et al., 2016). These criteria are met by many granular materials, which have angles of internal friction between ca. 30° and 40° and negligible cohesion (Krantz, 1991b; Schellart, 2000; Lohrmann et al., 2003; Panien et al., 2006b; Klinkmüller et al., 2016). Standard granular materials therefore generally produce shear zones that have similar geometries as faults in intact brittle lithosphere (Schellart and Strak, 2016, and references therein), ensuring proper geometrical and dynamic similarity between models and nature (Hubbert, 1937, 1951; Sanford, 1959). Brittle materials used to implement detachments (microbeads)

Frank Zwaan 29.6.22 22:47

Deleted: S

Frank Zwaan 13.5.22 17:36

Deleted: ,

Frank Zwaan 29.6.22 07:58

Deleted: .

... [12]

Frank Zwaan 9.5.22 19:48

Deleted: &

have an angle of internal friction at peak strength of ca. 20° or lower (Panien et al., 2006b; Bonini et al., 2012; Klinkmüller et al., 2016), reflecting the relative weakness of such detachment layers in nature. [In addition, brittle materials with higher cohesion values \(e.g. mixtures of granular materials, or wet clay\) are appropriate for models simulating the uppermost parts of the crust \(Arch et al., 1988; Abdelmalak et al., 2016; Montanari et al., 2017; Eisenstadt and Sims, 2005\).](#)

735

Brittle dynamic similarity can furthermore be secured by comparing the dimensionless ratio (R_s) between gravitational stresses and cohesive [strength](#) of the model and the natural prototype, which, if similar, indicates proper scaling:

$$R_s = \frac{\text{gravitational stress}}{\text{cohesive strength}} = \frac{\rho \cdot g \cdot h}{C_0} \quad (1.2)$$

740

Here (ρ) is density, (g) gravitational acceleration, (h) a representative length scale and (C_0) cohesion.

3.5.2. Scaling of viscous materials

In contrast to their brittle counterparts, viscous materials show time-dependent behaviour. When no strain hardening or softening occurs (as is the case for most viscous materials used in basin inversion models), the material's viscosity remains constant and its rheology is characterized by Newtonian flow. We can then apply the following formulas to determine the stress ratio σ^* (convention for ratios: $\sigma^* = \sigma_{\text{model}}/\sigma_{\text{nature}}$) (Weijermars [and](#) Schmeling, 1986):

745

$$\sigma^* = \eta^* \cdot \dot{\epsilon}^* = \rho^* \cdot g^* \cdot h^* \quad (1.3 \text{ and } 1.4)$$

750

Here $\dot{\epsilon}^*$ is the strain rate ratio, and h^* the viscosity ratio. Subsequently, the velocity ratio (v^*) and the time ratio (t^*) are obtained so that a deformation rate or a timespan in the laboratory can be translated to their respective values in nature and vice versa:

755

$$\dot{\epsilon}^* = \frac{v^*}{h^*} = \frac{1}{t^*} \quad (1.5 \text{ and } 1.6)$$

In order to secure proper dynamic similarity, the dimensionless Ramberg number (R_m), involving the ratio between gravitational stress and viscous stress of the model and its natural equivalent can be compared (Weijermars [and](#) Schmeling, 1986):

760

$$R_m = \frac{\text{gravitational stress}}{\text{viscous stress}} = \frac{\rho \cdot g \cdot h}{\dot{\epsilon} \cdot \eta} = \frac{\rho \cdot g \cdot h^2}{\eta \cdot v} \quad (1.5)$$

Frank Zwaan 29.6.22 08:28

Deleted: stress

Frank Zwaan 29.6.22 08:08

Deleted: :

Frank Zwaan 9.5.22 19:48

Deleted: &

Frank Zwaan 9.5.22 19:48

Deleted: &

3.5.2. Typical scaling parameters for inversion models

770 Although every basin inversion modelling study has its own specific scaling parameters, these parameters generally fall in a
clear range (which are in fact quite typical of analogue models in general, and are summarized in Table 1). Basin inversion
models are generally several decimetres, up to perhaps a meter in size (width and length), with model layer thicknesses in the
order of several to perhaps tens of centimetres. A cm in these models may represent one to several km in nature, and model
material densities are often in the order of 1000-2000 kg/m³, whereas rock densities range between 2300-3000 kg/m³. Basin
775 inversion models mostly involve viscous materials with viscosities in the order of 10³ to 10⁵ Pa s, whereas weak ductile
layers in the upper crust may have viscosities in the order of 10¹⁴ Pa s to 10¹⁸ Pa s (e.g. evaporites and shales, e.g. Warren,
2016), and ductile parts of the lower crust have viscosities between 10¹⁹ Pa s and 10²³ Pa s (e.g. Buck, 1991; Warren, 2016).
Deformation rates in terms of imposed sidewall or base plate displacements are generally a few mm to a couple of cm per
hour, which for models involving viscous layers scales to some mm to over a cm per year in nature, well in line with tectonic
780 displacements observed in nature (e.g. ArRajehi et al., 2010; Saria et al., 2014). Note that the deformation rate can be varied
at will for brittle-only models due to the [general](#) strain-rate independent behaviour of brittle model materials.

Table 1. Typical scaling parameters applied for analogue models of basin inversion

	Parameters			
	Quantity	Unit	Model	Nature
Material properties (brittle)	Model density (ρ)*	kg/m ³	1000-2000 kg/m ³	2000-3000 kg/m ³
	Grain size range (ϕ)	μ	50-300 μ m	
	Internal friction angle (ϕ) #	degrees (°)	31°-40°	30°-40°
	Cohesion (C_0)	Pa	< 100 Pa	ca. 10 ⁷ Pa
Material properties (viscous)	Density (ρ)*	kg/m ³	1000-2000 kg/m ³	2000-3000 kg/m ³
	Viscosity (η) §	Pa s	10 ³ -10 ⁶ Pa s	10 ¹⁴ -10 ²³ Pa s
	Rheology §		Newtonian ($n \approx 1$)	Newtonian ($n \approx 1$)
Model geometry and kinematics	Length (l)	m	10-100 cm	10-100 km
	Deformation rate (v) ¥	m/s	0.5-20 cm/h	0.5-5 mm/yr
	Gravitational acceleration	m/s ²	9.81 m/s ²	9.81 m/s ²

* Bulk material density can vary between 1000 and 4000 kg/m³. The porosity of granular materials makes a big difference, as does the water content in clays, and the model preparation method (e.g. sieved, poured, scraped).

This includes internal friction angles at peak strength, dynamic-stable strength and reactivation strength for most granular materials, excluding very well-rounded granular materials such as microbeads, which have much lower values. Note that the often-used friction coefficient (μ) is defined as: $\tan(\phi)$.

§ May depend on strain rate, if the material deviates from (near-) Newtonian rheologies. Generally used analogue materials show (near-)Newtonian behaviour (silicone or PDMS), where $n \approx 1$. In nature, this represents the dislocation creep deformation mechanism, valid for gradual deformation over geological time periods (Rudolf et al., 2016, and references therein).

¥ Most relevant for the scaling of viscous materials, as the rheology of granular materials is considered to be generally strain rate-independent.

Deleted: in

Frank Zwaan 26.6.22 11:45
Formatted ... [13]

Frank Zwaan 26.6.22 22:42
Formatted Table ... [15]

Frank Zwaan 26.6.22 11:45
Formatted ... [16]

Frank Zwaan 26.6.22 11:49
Formatted ... [14]

Frank Zwaan 26.6.22 11:45
Formatted ... [17]

Frank Zwaan 26.6.22 11:45
Formatted ... [19]

Frank Zwaan 26.6.22 11:45
Formatted ... [20]

Frank Zwaan 26.6.22 11:45
Formatted ... [21]

Frank Zwaan 26.6.22 11:45
Formatted ... [22]

Frank Zwaan 26.6.22 11:49
Formatted ... [18]

Frank Zwaan 26.6.22 11:45
Formatted ... [26]

Frank Zwaan 26.6.22 11:45
Formatted ... [27]

Frank Zwaan 26.6.22 11:45
Formatted ... [28]

Frank Zwaan 26.6.22 11:45
Formatted ... [29]

Frank Zwaan 26.6.22 11:45
Formatted ... [30]

Frank Zwaan 26.6.22 11:45
Formatted ... [31]

Frank Zwaan 26.6.22 11:45
Formatted ... [32]

Frank Zwaan 26.6.22 11:45
Formatted ... [33]

Frank Zwaan 26.6.22 11:45
Formatted ... [23]

Frank Zwaan 26.6.22 11:49
Formatted ... [24]

Frank Zwaan 26.6.22 11:45
Formatted ... [25]

Frank Zwaan 26.6.22 11:45
Formatted ... [34]

Frank Zwaan 26.6.22 11:49
Formatted ... [35]

Frank Zwaan 26.6.22 11:45
Formatted ... [36]

Frank Zwaan 26.6.22 11:50
Formatted ... [37]

Frank Zwaan 26.6.22 11:50
Deleted: .

Frank Zwaan 26.6.22 11:45
Formatted ... [38]

Frank Zwaan 26.6.22 11:45
Formatted ... [39]

Frank Zwaan 26.6.22 11:45
Formatted ... [40]

Frank Zwaan 26.6.22 11:45
Formatted ... [41]

Frank Zwaan 26.6.22 11:45
Formatted ... [42]

Frank Zwaan 26.6.22 11:49
Formatted ... [43]

Frank Zwaan 26.6.22 11:45
Formatted ... [47]

Frank Zwaan 26.6.22 11:45
Formatted ... [48]

Frank Zwaan 26.6.22 11:45
Formatted ... [49]

Frank Zwaan 26.6.22 11:45
Formatted ... [50]

Frank Zwaan 26.6.22 11:45
Formatted ... [44]

Frank Zwaan 26.6.22 11:49
Formatted ... [45]

Frank Zwaan 26.6.22 11:45
Formatted ... [51]

Frank Zwaan 26.6.22 11:45

785
790
795

3.6. Model monitoring and analysis

815 A key part, and the great strength of any analogue modelling study, is the monitoring and quantification of model deformation over time. Since the dawn of analogue tectonic modelling, researchers have developed a variety of techniques, ranging from (time-lapse) photography, the generation of cross-sections and topography analysis, to advanced 2D and 3D digital image correlation techniques, and X-ray CT-scanning (e.g. Ranalli, 2001; Bonini et al., 2012; Ferrer et al., 2022; Zwaan and Schreurs, *in press*). Most studies included a combination of these techniques.

Frank Zwaan 29.6.22 08:30
Deleted: , ... and the great strength of any ... [78]

820 3.6.1. Photography

Photography is a trusted method for analogue model monitoring, and especially time-lapse photography provides an excellent first-order insight into model deformation. Model monitoring through photography in basin inversion studies can be split into top view and side view approaches (Fig. 7a, b). Many modellers routinely apply top view photography, where lighting is set to cast shadows that highlight surface structures, and where a surface grid serves to trace deformation (Brun and Nalpas, 1996; Del Ventisette et al., 2005; Sani et al., 2007; Panien et al., 2005; Yagupsky et al., 2008; Wang et al., 2017) (Fig. 7a). Such top view time lapse imagery of the model surface allows for statistical fault orientation analysis (Jara et al., 2015) and fault length/displacement analysis (Keller and McClay, 1995).

Frank Zwaan 26.6.22 11:45
Formatted: Font:Italic

Frank Zwaan 9.5.22 21:18
Deleted:]

Frank Zwaan 9.5.22 19:48
Deleted: & ... nd Nalpas, 1996; Del Ventis ... [79]

830 In addition to top view photography, model set-ups with transparent sidewalls enables direct monitoring of model deformation at the sides (Koopman et al., 1987; McClay, 1989, 1995; Buchanan and McClay, 1992; McClay and Buchanan, 1992; Gomes et al., 2006, 2010; Jagger and McClay, 2016; Lebinson et al., 2020, Fig. 7b). In these cases, sidewall friction may cause boundary effects (e.g. Souloumiac et al., 2012), but this can be mitigated by using products like Rain-X spray (otherwise used for car windshield treatment, Krantz, 1991a; Herbert et al., 2015), or transparent Teflon foil (Cruz et al., 2010). In some models involving clay, no transparent sidewalls were needed as the clay was stable enough to not deform under its own weight (Mitra, 1993; Mitra and Islam, 1994). By adding layers and other markers in section view, a first-order quantification of deformation becomes possible (Marques and Nogueira, 2008; Mitra, 1993; Mitra and Islam, 1994; McClay, 1995, Fig. 7b).

Frank Zwaan 26.6.22 11:45
Formatted: Not Highlight

Frank Zwaan 13.5.22 16:34
Deleted: and ... 995; ... Buchanan & ... nd ... [80]

Frank Zwaan 29.6.22 15:25
Deleted: 9 ... , ... Jagger & ... nd McClay, 20 ... [81]

Frank Zwaan 26.6.22 11:45
Formatted: Not Highlight

840 3.6.2. Model sectioning

Making cross-sections is another straightforward and popular method to analyse the final stages of internal model deformation (Eisenstadt and Withjack, 1995; Brun and Nalpas, 1996; Dubois et al., 2002; Amilibia et al., 2005; Del

Frank Zwaan 9.5.22 19:48
Deleted: & ... nd Withjack, 1995; Brun & ... [82]

Ventissette et al., 2005, 2006; Konstantinovskaya et al., 2007; Munteanu et al., 2014; Dooley and Hudec, 2020, Fig. 7c). Prior to sectioning, models with sand layers are commonly stabilized by wetting these layers. If required, the wet sand can be frozen for extra stability (Cerca et al., 2010), which has the additional advantage that any viscous materials will be stiffer and thus more stable too. Alternatives are to impregnate the sand with additives (McClay and Buchanan, 1992), for instance with hot gelatine (Jara et al., 2015). Cutting sections can be done manually using knives, cardboard cutters or saws, or automatically with a slicing machine (Ferrer et al., 2016; Jagger and McClay, 2016; Dooley and Hudec, 2020). Differently coloured layers allow for an assessment of the model's internal deformation (Fig. 7c).

Frank Zwaan 9.5.22 19:48
Deleted: &...nd Hudec, 2020, Fig. 7c). Pr... [83]

A drawback of making cross-sections is that the model will have to be destroyed, so that sectioning can only be done at the end of the model run. A clever workaround is presented by Burliga et al. (2012b), who sectioned only part of the model to obtain a continuous evolution, but this will only work in a model with no lateral variations in its set-up. Yamada and McClay (2003a, b, 2004) simply ran the same model set-up multiple times, cutting different sections with different orientations in these repeated models, including horizontal sections. Such horizontal sections were also made by Deng et al. (2019), and can be used to create isopach maps (Yamada and McClay, 2004). Further advanced model analysis through sectioning is presented by McClay (1996), Ferrer et al. (2016), Granado et al. (2017), Roma et al. (2018a, b), Dooley and Hudec (2020) and Ferrer et al., (in prep), who used fine-spaced cross sections of constant thickness made with slicing machines to construct 3D voxel images and pseudo-seismic volumes (Fig. 7e). This method allows a unique interpretation of 3D internal model structures, in a very similar fashion to the analysis of 3D seismic surveys (Fig. 7e).

Frank Zwaan 9.5.22 19:48
Deleted: &...nd McClay (2003a, ... and ... [84]

Frank Zwaan 29.6.22 08:38
Deleted: in...different orientations in the... [85]

Frank Zwaan 26.6.22 11:45
Formatted: Not Highlight

3.6.3. Topography analysis

Where top view imagery provides a first impression of surface deformation, detailed topography analysis allows quantified insights into surface deformation (Fig. 7d). Various options are available, such as 3D digital image correlation (DIC) image analysis (Dooley and Hudec, 2020; Schmid et al., 2022, section 3.6.4), photogrammetry on stereoscopic photographs (Maestrelli et al., 2020, 2021; Zwaan et al., 2020a, 2021, 2022), and fringe projection analysis (Barrientos et al., 2008; Martínez et al., 2016). The technique that has been generally used for topography analysis of basin inversion models is surface scanning through laser or white light methods (Bonini et al., 2012; Likerman et al., 2013; Jara et al., 2015, 2018; Granado et al., 2017; Deng et al., 2019, Fig. 7d). Such surface scanning generates digital elevation models that can be processed in GIS software, allowing for instance the extraction of topographic profiles over time (Jara et al., 2015; Reitano et al., 2020, 2022).

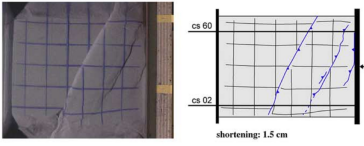
Frank Zwaan 29.6.22 22:47
Formatted: Heading 3

Frank Zwaan 29.6.22 22:47
Deleted: -

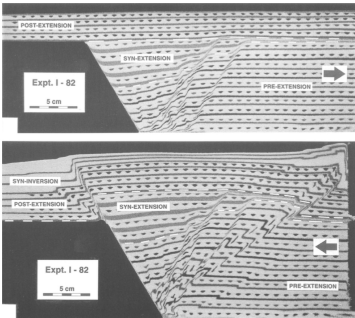
Frank Zwaan 29.6.22 08:40
Deleted: e... Various options are availabl... [86]

Frank Zwaan 22.6.22 15:19
Deleted: -

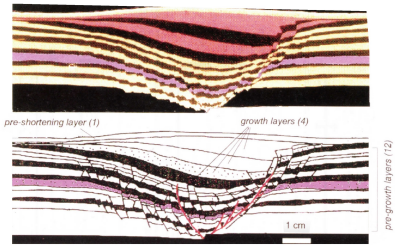
a) Top view analysis



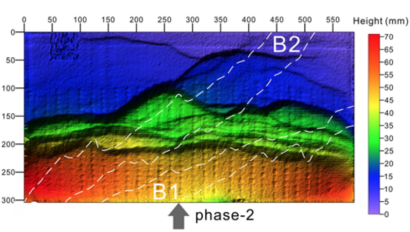
b) Side view analysis (through transparent sidewall)



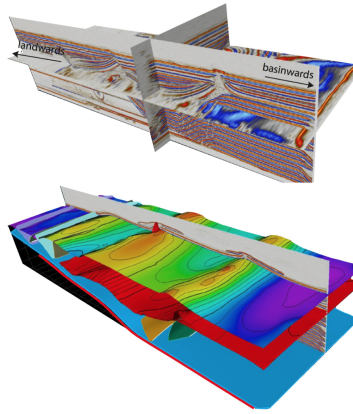
c) Model sections



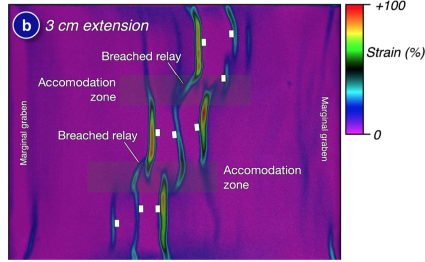
d) Topography analysis




e) 3D section analysis



f) DIC analysis (top view)



f) X-ray CT analysis



Unknown
Formatted: Font:9 pt, Bold, Italic

945 | Figure 7. Examples of techniques used for the analysis of basin inversion models. (a) Top view image from an inversion model by Panien et al. (2005). Reproduced with permission from Elsevier. (b) Side view imagery of an inversion model with a fixed rigid footwall block set-up, after McClay (1995). Reproduced with permission from the Geological Society, London. (c) Cross section of an inversion model with a base plate set-up, after Eisenstadt and Withjack (1995). Reproduced with permission from the Geological Society, London. (d) Topography map of a basin inversion model by Deng et al. (2019), obtained via surface laser scanning. (e) Advanced analysis of model cross-sections in 3D seismic interpretation software by Roma et al. (2018b). Reproduced with permission from the Geological Society, London. (f) Strain map of a basin inversion model by Dooley and Hudec (2020), obtained through digital image correlation (DIC) analysis. (g) X-ray CT-analysis of an inversion model involving a mobile basement block. After Letouzey et al. (1995). AAPG ©1995, reprinted by permission of the AAPG, whose permission is required for further use.

Frank Zwaan 28.6.22 18:32

Deleted: ... (a) Top view image from an ... [87]

955 3.6.4. Digital image correlation (DIC)

Time lapse imagery of analogue models allows for the quantification of model surface deformation through digital image correlation (DIC) techniques (Adam et al., 2005; Boutelier et al., 2019). This method compares images from different moments in time, to derive surface displacement in map view, or when multiple view angles are available, in three dimensions. The surface displacement field can subsequently be used to extract the amount of strain, and even the type of faulting (Broerse et al., 2021; Krstekanić et al., 2021). Furthermore, the 3D displacement field provides an alternative method for topography analysis (Schmid et al., 2022). Even though DIC analysis has recently become a standard in the analogue modelling toolbox, it has only been sparsely used for basin inversion models. So far only Wang et al. (2017) and Richetti et al. (in prep) have applied 2D DIC on surface imagery of their inverted pull-apart basin experiments and in their oblique inversion experiments, respectively, whereas Dooley and Hudec, (2020) have used 3D DIC analysis for their inversion models of salt-bearing systems (Fig. 7f). Furthermore, Jagger and McClay (2016) have gone beyond the tracing of markers on side view imagery (section 3.6.1) by applying DIC analysis for monitoring deformation on such imagery.

Frank Zwaan 29.6.22 08:42

Deleted: ..., and even the type of faulting ... [88]

970 3.6.5. X-Ray CT scanning

Most model monitoring techniques (top view imagery DIC and surface laser scanning) can only provide insights into surface model deformation. Whereas cross-sections allow us to catch a glimpse of internal model structures this commonly applies to the final stage of model deformation only, since the model has to be physically cut. Furthermore, side-view imagery through a transparent sidewall does allow direct observation of model deformation, yet these observations are only in 2D section view. So far, the only practical method to obtain concrete 3D insights into internal model evolution involves X-ray computed tomography (CT) scanning (Richard, 1989; Colletta et al., 1991; Schreurs et al., 2003; Zwaan et al., 2018a, Schmid et al., 2022, Fig. 7g). Such CT-scanning, which uses X-rays to image the internal structures of a model, has been used in a number of basin inversion studies (Sassi et al., 1993; Vially et al., 1994; Letouzey et al., 1995; Roure and Colletta, 1996; Panien et al., 2005, 2006a; Mattioni et al., 2007). Not only does CT imagery allow unique visualization of 3D model-internal structures, it can also be used to extract specific horizons in the models (Konstantinovskaya et al., 2007). These horizons can, similar to normal cross-sections, be highlighted by using layers with different densities that appear in different

Frank Zwaan 29.6.22 08:44

Deleted: C...oss-sections allow us to catch ... [89]

1010 grey shades on the CT scans (Letouzey et al., 1995, Fig. 7g). Furthermore, in a similar way to the side view imagery
obtained through a transparent sidewall (section 3.6.1), we can trace material pathways over time by following markers
included in the models (e.g. iodine powder in Panien et al., 2005).

4. Overview of representative modelling results

1015 In this section we present overviews of modelling results that are representative of the general structures obtained in
analogue models of inversion tectonics (Figs. 8-16). The overviews are categorized in sub-sections that address the results
obtained by each of the major types of model set-ups introduced in section 3.2 (mobile or fixed basement blocks, base plate,
distributed basal deformation, and pre-built basin/fault), with attention to the general influence of model layering, and 3D
factors such as oblique inversion. It is also important to emphasize that analogue modelling results can vary significantly due
1020 to variations in material properties and handling techniques (e.g. Schreurs et al., 2006, 2016, section 3), different degrees of
sedimentation, or different amounts and rates of extension and subsequent compression. Furthermore, analogue modellers
always need to consider the specific limitations related to their model set-up, as well as the risk of related boundary effects
that may influence the model results (e.g. Buchanan and McClay 1991, McClay 1995; Koyi 1997; Souloumiac et al. 2012;
Schreurs et al. 2006; Zwaan et al. 2019). Furthermore, the vast range of possible variations in set-ups and results cannot
1025 always be fully accounted for in our generalized overviews, and not all combinations of parameters have been tested so far,
leading to gaps in the overviews. Hence, we urge the reader to use these overviews as a first-order guide only, and to refer to
the original research for more details.

4.1. Mobile basement set-ups

1030 Mobile basement set-ups were among the first set-ups used for basin inversion (Lowell, 1974; Koopman et al., 1987; Mitra
and Islam, 1994), and are normally used for orthogonal inversion experiments (Figs. 5a-c, 8). In the case of a full graben set-
up with a brittle cover (Fig. 8a), initial extension and downward motion of the central rift wedge block leads to the
development of a symmetrical graben structure and the creation of accommodation space that can be filled with syn-rift
sediments (Fig. 8b). When applying subsequent shortening, the central basement block moves upward again, and the rift
1035 boundary faults reactivate (Fig. 8c). However, new low-angle thrust faults, also known as “footwall shortcuts”, develop in
the brittle cover, so that only part of the inversion is accommodated by reactivation of the original rift boundary faults (Fig.
3c). A similar result is observed in half-graben models with a brittle cover (Burliga et al., 2012b, Fig. 8d-f).

Frank Zwaan 29.6.22 08:51

Deleted: presented

Frank Zwaan 29.6.22 08:51

Deleted: ,

Frank Zwaan 13.5.22 18:04

Deleted: and

Frank Zwaan 26.6.22 11:45

Formatted: Not Highlight

Frank Zwaan 13.5.22 18:58

Deleted: T

Frank Zwaan 13.5.22 18:58

Deleted: . Furthermore,

Frank Zwaan 29.6.22 08:53

Deleted: we

Frank Zwaan 9.5.22 19:48

Deleted: &

Frank Zwaan 29.6.22 09:00

Formatted: Font:Not Italic

Frank Zwaan 29.6.22 08:56

Deleted: However, Letouzey et al. (1995) noted that applying oblique inversion in such models promotes the reactivation of the normal faults inherited from the extension phase.

Overview of inversion models with mobile basement set-ups

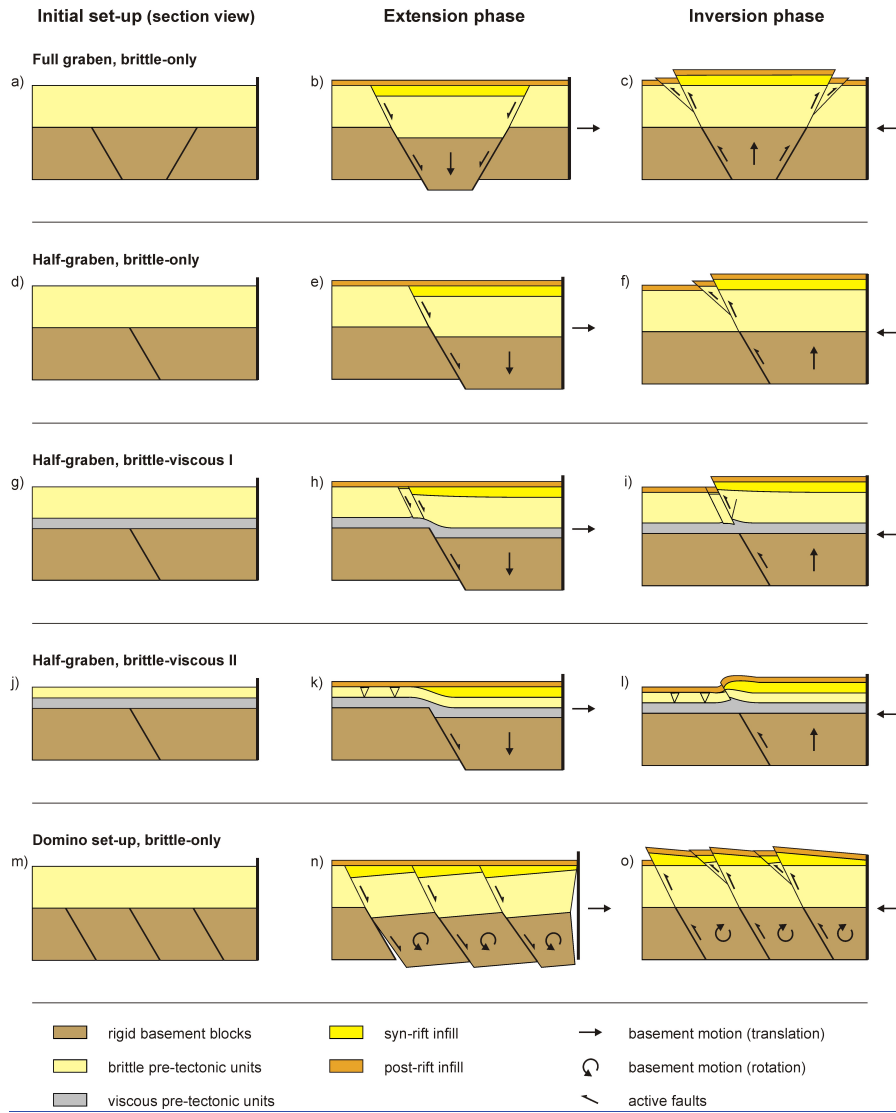


Figure 8. Section-views sketches of idealized results from basin inversion models involving a set-up with mobile basement blocks. (a-c) Full graben set-up with brittle-only layering. (d-f) Half-graben set-up with brittle-only layering, with very similar inversion structures as those in the full graben set-up. (g-i) Half-graben set-up I with brittle-viscous layering (high brittle-to-viscous thickness ratio). (j-l) Half-graben set-up II with brittle-viscous layering (low brittle-to-viscous thickness ratio). (m-o) Domino set-up with brittle-only layering. Images inspired by Koopman et al. (1987), Buchanan and McClay (1992), and Burliga et al. (2012b).

1055

A viscous layer overlying the basement blocks detaches the brittle overburden from the mobile basement and distributes the deformation induced by the basement fault (Fig. 8g-i). As a result, initial extension leads to the formation of multiple faults away from the basement fault (Fig. 8h), and subsequent inversion may only reactivate one of these faults (Fig. 8i) (Burliga et al., 2012b; Moragas et al., 2017). However, the (relative) thickness of the viscous layer and brittle cover has a strong influence on the coupling between basement and cover during extension, so that the structural evolution of such brittle-viscous inversion models can vary significantly (Withjack and Callaway, 2000). As also shown in previous modelling studies (Withjack and Callaway, 2000; Dooley et al., 2003; Moragas et al., 2017; Zwaan et al., 2020a) a relatively thin brittle cover may be subject to flexure during extension (Fig. 8j-l) (for more details see Burliga et al., 2012b). The impact of layer thickness on brittle-only systems should be much less important, as coupling is always high in such systems.

1060

1065

Finally, in models with domino set-ups as used by Buchanan and McClay (1992), McClay (1995), and Jagger and McClay (2016) a series of basement blocks is rotated (Fig. 8m-o), leading to the development of a series of half-grabens with growth strata during extension (Fig. 8n). Inversion of these half-grabens causes partial reactivation of initial normal faults, but also results in the development of footwall shortcuts (Fig. 8o). Similar to the (half-graben) models described above, these domino set-ups involve inversion along existing normal faults and newly formed thrusts (Fig. 8c, f, o).

1070

4.2. Fixed basement set-ups

Similar to the mobile basement set-ups, fixed rigid basement (footwall) block set-ups have been used for some of the earliest basin inversion models (McClay, 1989, 1995; Mitra, 1993; Mitra and Islam, 1994; Buchanan and McClay, 1991). These primarily serve to study basin inversion as a 2D process with orthogonal extension followed by orthogonal compression (Figs. 5d-f, 9). The edge of the rigid basement block, representing a pre-existing basin boundary fault, can have various geometries (Figs. 5d-f, 9). It may be noted that the applied method of inversion (either by moving the backstop or moving the basement block relative to the model) can cause some variation in structural evolution. The description of these variations is beyond the scope of this review and we refer the reader to the original publications for more details.

1075

1080

The most straightforward example is the steep normal fault set-up, with brittle-only materials (Buchanan and McClay, 1991; McClay, 1995; Ferrer et al., 2016, Fig. 9a). As extension is applied by either moving the sidewall and the plastic sheet

Frank Zwaan 9.5.22 19:48

Deleted: &

Frank Zwaan 29.6.22 08:58

Deleted: (Withjack and Callaway, 2000)

Frank Zwaan 29.6.22 08:58

Deleted: . The

Frank Zwaan 29.6.22 08:59

Deleted: thus

Frank Zwaan 29.6.22 08:59

Deleted: a

Frank Zwaan 9.5.22 19:48

Deleted: &

Frank Zwaan 9.5.22 19:48

Deleted: &

Frank Zwaan 13.5.22 21:16

Deleted: 8

Frank Zwaan 13.5.22 17:20

Deleted: ,

Frank Zwaan 9.5.22 19:48

Deleted: &

Frank Zwaan 9.5.22 19:48

Deleted: &

Frank Zwaan 9.5.22 19:48

Deleted: &

between the model materials and the rigid block away, or by moving the rigid block itself away underneath the model materials, normal faulting is induced (Fig. 9b). In this type of model, a series of normal faults dipping towards the basement block develops, as well as a major normal fault along the basement block that accommodates most subsidence (Fig. 9b). Some minor tilting of layers towards the basement block may occur [during extension](#). Inversion of this system slightly reactivates the normal faults from the initial extensional phase, but inversion is mostly accommodated by the major fault along the basement block, as well as [by](#) a major backthrust, effectively creating a [general](#) pop-up structure (Fig. 9c). [The formation of such a pop-up structure is also observed in the models by Lebinson et al. \(2020\) with a similar basement block geometry, but which did not involve an initial extensional phase.](#) Buchanan [and](#) McClay (1991) also show how, in the presence of a thick post-rift/syn-inversion sequence, the major fault along the basement block can change to a shallower angle when propagating into these shallower sequences (footwall cut-off).

As seen in the mobile basement models, adding a viscous layer into the pre-rift sequence can detach different parts of the model. Although no models with a basal viscous layer are known from the literature, some researchers have included a viscous layer within the brittle materials of a fixed rigid basement model with a steep normal fault (Ferrer et al., 2016, Roma et al., 2018a, b, Fig. 9d-f). During rifting, the uppermost brittle units are detached from the lower faulted units and form a salt-detached ramp-syncline basin that is filled with syn-rift units (Fig. 9e). The continuity of the viscous layer [that is deformed during](#) the extensional [phase becomes critical in the subsequent inversion phase.](#) [Contracting](#) this system forms a pop-up structure in the units below the viscous layer and inverts the ramp-syncline basin (Fig. 9f). The viscous layer acts as an efficient detachment during inversion [so that](#) part of the contractional deformation can be propagated above the footwall of the major fault (Ferrer et al., 2016). Importantly, the flow of the viscous layer causes welding ([thinning](#)) near the edge of the basement block, and [swelling \(thickening\)](#) in other areas (Fig. 9f). The final structure is quite distinct from its counterpart without a viscous layer (compare Fig. 9c with Fig. 9f).

Another well-studied fixed rigid basement block set-up involves a listric fault geometry (McClay, 1989, 1995, 1996; Buchanan [and](#) McClay, 1991; McClay [and](#) Buchanan, 1992; Keller [and](#) McClay, 1995; Gomes et al., 2006, 2010; Ferrer et al., 2016, Fig. 9g-i). This set-up generally leads to the formation of a graben at some distance from the top edge of the basement block, and results in strong tilting of layers near the block (Fig. 9h). During inversion, this tilting is reversed, and similar to its steep normal fault equivalent, a backthrust develops so that the overall final structure can again be described as a pop-up (Fig. 9i). Some of the other normal faults may be slightly reactivated as well (Fig. 9i). The listric fault results described here are typical of models involving a vertical backstop. Gomes et al. (2010) showed that different backstop geometries can also strongly affect reactivation (e.g., by promoting backthrusting). Furthermore, thin-skinned deformation, simulated by only having the upper part of the vertical backstop move inward (from either direction in section view) significantly alters the model results (Gomes et al., 2006), as is also known from thrust wedge experiments (Graveleau et al.,

Frank Zwaan 9.5.22 19:48
Deleted: &

Frank Zwaan 29.6.22 09:09
Deleted: or its welded equivalent inherited from

Frank Zwaan 29.6.22 09:10
Deleted: episode

Frank Zwaan 29.6.22 09:11
Deleted: will be

Frank Zwaan 29.6.22 09:12
Deleted: during

Frank Zwaan 29.6.22 09:10
Deleted: the

Frank Zwaan 29.6.22 09:11
Deleted: Inverting

Frank Zwaan 13.5.22 17:40
Deleted: and

Frank Zwaan 13.5.22 17:40
Deleted: to

Frank Zwaan 9.5.22 19:48
Deleted: &

Frank Zwaan 9.5.22 19:48
Deleted: &

Frank Zwaan 9.5.22 19:48
Deleted: &

Frank Zwaan 13.5.22 16:37
Deleted: ,

Frank Zwaan 13.5.22 17:40
Deleted: ,

Frank Zwaan 29.6.22 09:13
Deleted: .

1145 2012). Finally, adding a viscous layer to listric fault set-ups has a similar influence on structures as seen in the steep normal fault equivalent (Ferrer et al. 2016). ▼

1150 Various authors (McClay, 1989, 1995; Buchanan and McClay, 1992; Ferrer et al., 2016; Roma et al., 2018a, b) have tested the effects of more complex fault geometries, of which a version with a ramp-flat-ramp geometry has been most popular (Fig. 9j-l). Although the main fault has a similar smooth shape to the main fault in the listric fault set-up, leading to similar tilting of layers near the basement block, the flat part in the middle causes a disturbance in the deformation field that can cause local reverse faulting during extension (Fig. 9k). When inverted, the tilted strata near the main fault are back-rotated, but typical of these (brittle-only) models is the development of a pop-up structure at the tip of the flat part (Fig. 9l). Similar to its steep fault equivalent (Fig. 9d-f), adding a viscous layer into the brittle layers of the variable fault set-up decouples the brittle materials below it from those above it, resulting in a sag-like syn-rift deposition pattern during extension (Ferrer et al. 2016; Fig. 9n). When considering the model parts below the viscous layer, inversion creates similar structures as in the brittle-only models, but the flow of the viscous layer creates a smooth inverted basin in the cover units above the viscous layer (Fig. 9l, o). Similar to the steep fault model with a viscous layer, the viscous layer is locally thinned or thickened as well (Fig. 9f, o). For more insights into the complex interplay between basement fault geometry and brittle-viscous layering see Ferrer et al. (2016) and Roma et al. (2018a, b).

1160 Finally, even though most fixed basement set-up models were designed to investigate 2D inversion, Yamada and McClay (2003a, b, 2004) also explored the third dimension. In these 3D experiments, they applied sinusoidal along-strike variations of the fault surfaces, which induced complex structures in both the initial extension and the subsequent inversion phase. An example of their model results is shown in Fig. 10.

Frank Zwaan 29.6.22 09:03

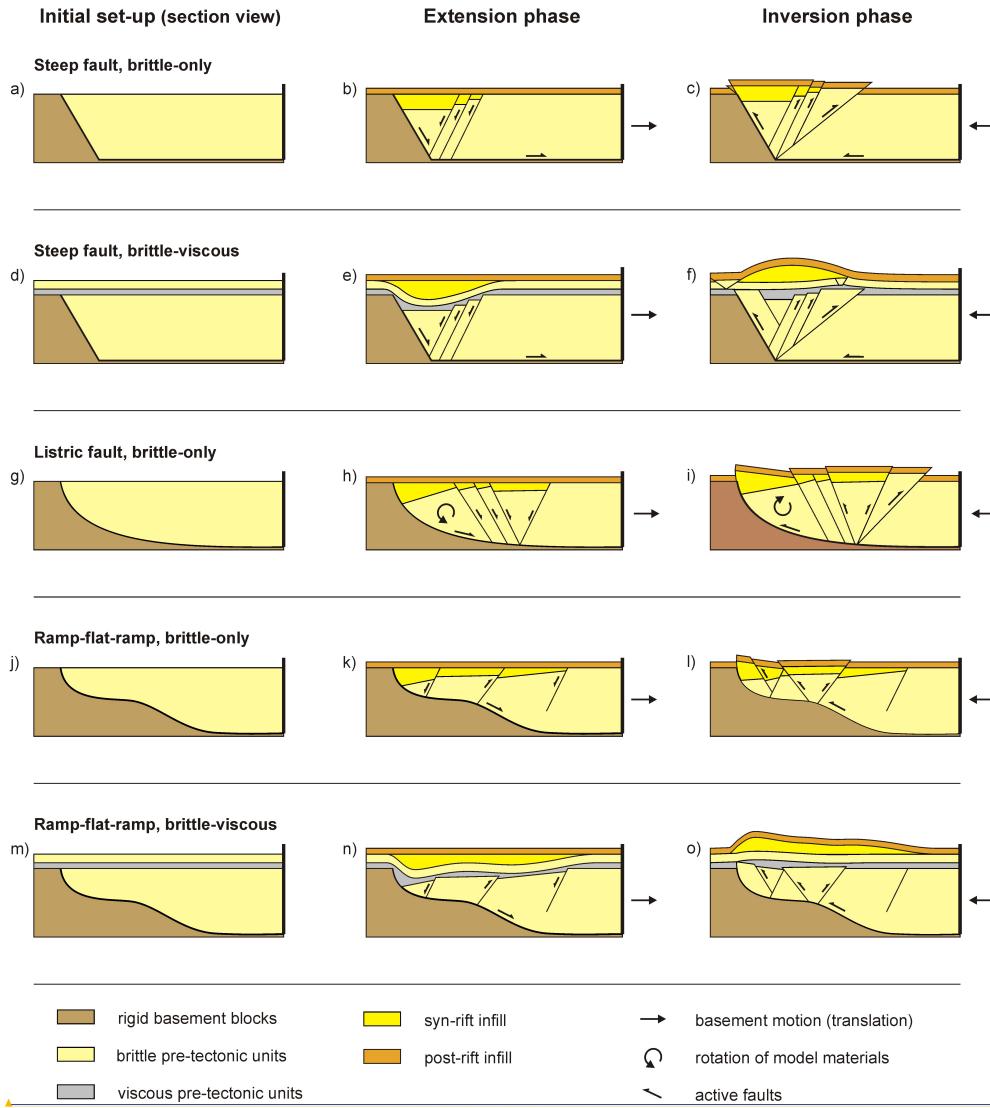
Deleted: .

Frank Zwaan 29.6.22 09:03

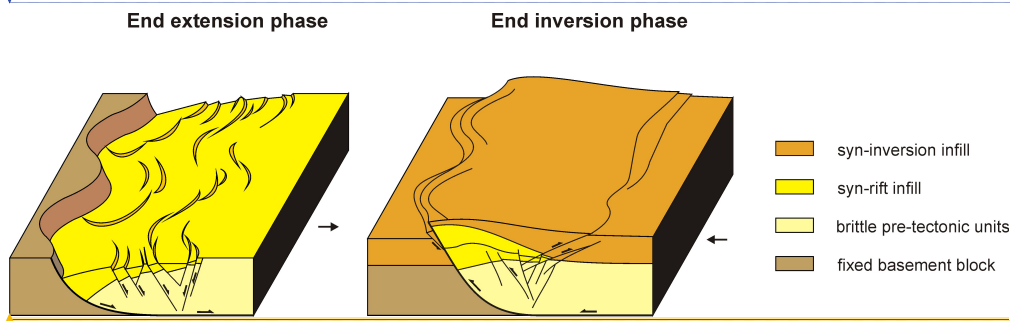
Formatted: Normal, Indent: Left: 0 cm

Overview of inversion models with fixed basement set-ups

Unknown
Formatted: Font:Bold



1170 Figure 9. Section-views sketches of idealized results from basin inversion models involving a set-up with fixed basement blocks. (a-c) Inversion model with steep fault set-up and brittle-only model materials. (d-f) Inversion with steep fault set-up and a brittle-viscous layering. (g-i) Inversion model with a listric fault set-up and brittle-only model materials. Modellers have also included viscous layers in such a set-up, which has a similar impact as in the steep normal fault equivalent (Ferrer et al. 2016). (j-l) Inversion model with a ramp-flat-ramp fault set-up and brittle-only model materials. (m-o) Inversion with a variable fault dip set-up and a brittle-viscous layering. Image inspired by McClay (1989, 1995), Buchanan and McClay (1991), Gomes et al. (2006, 2010), and Ferrer et al. (2016).



1180 Figure 10. 3D drawing of inversion model results from Yamada and McClay (2004). AAPG ©2004, image modified by permission of the AAPG whose permission is required for further use.

4.3. Base plate set-ups

1185 Base plate set-ups allow the localization of deformation along the edge of the base plate (velocity discontinuity, or VD) and have been regularly used for orthogonal (2D) as well as 3D inversion (Mitra and Islam, 1994; Eisenstadt and Withack, 1995; Nalpas et al., 1995; Brun and Nalpas, 1996; Bonini, 1998; Eisenstadt and Sims, 2005) (Fig. 11). Furthermore, some authors applied a base plate mechanism to induce a rift basin, which was subsequently inverted by moving a backstop into it (Panien et al., 2005; Del Ventisette et al., 2005, 2006; Sani et al., 2007; Yagupsky et al., 2008; Bonini et al., 2012; Likerman et al., 2013; Munteanu et al., 2014; Jara et al., 2015, 2018; Martinez et al., 2016, 2018; Granado et al., 2017). These models can be considered as deforming a pre-built basin by a backstop only and are therefore described in section 4.5.

1195 In base plate inversion models involving only brittle materials, the use of a VD leads to the development of a graben above the VD, which may become asymmetrical as extension progresses (Allemand and Brun, 1991; Ferrer et al., 2016) (Fig. 11a, b, i). Inverting this system in 2D causes reverse faulting starting from the VD, and the formation of a pop-up structure, with only very limited reactivation of previously formed normal faults (Eisenstadt and Withjack, 1995; Eisenstadt and Sims,

- Frank Zwaan 28.6.22 18:32
- Deleted:
- Frank Zwaan 9.5.22 19:48
- Deleted: &
- Frank Zwaan 29.6.22 09:04
- Deleted: .
- Unknown
- Formatted: Font:9 pt, Italic, Pattern: Clear (Custom Color(RGB(255,229,153)))
- Frank Zwaan 9.5.22 19:48
- Deleted: &
- Frank Zwaan 9.5.22 19:48
- Deleted: &
- Frank Zwaan 29.6.22 15:33
- Deleted: t
- Frank Zwaan 9.5.22 19:48
- Deleted: &
- Frank Zwaan 9.5.22 19:48
- Deleted: &
- Frank Zwaan 13.5.22 17:00
- Deleted: et
- Frank Zwaan 9.5.22 19:48
- Deleted: &
- Frank Zwaan 29.6.22 09:27
- Deleted: S
- Frank Zwaan 13.5.22 17:00
- Deleted: ,
- Frank Zwaan 13.5.22 17:00
- Deleted: ,
- Frank Zwaan 13.5.22 17:00
- Deleted: ,
- Frank Zwaan 13.5.22 17:00
- Deleted: ,
- Frank Zwaan 9.5.22 21:02
- Deleted: and
- Frank Zwaan 28.6.22 18:32
- Deleted:
- Frank Zwaan 9.5.22 19:48
- Deleted: &
- Frank Zwaan 9.5.22 19:48
- Deleted: &
- Frank Zwaan 9.5.22 19:48
- Deleted: &

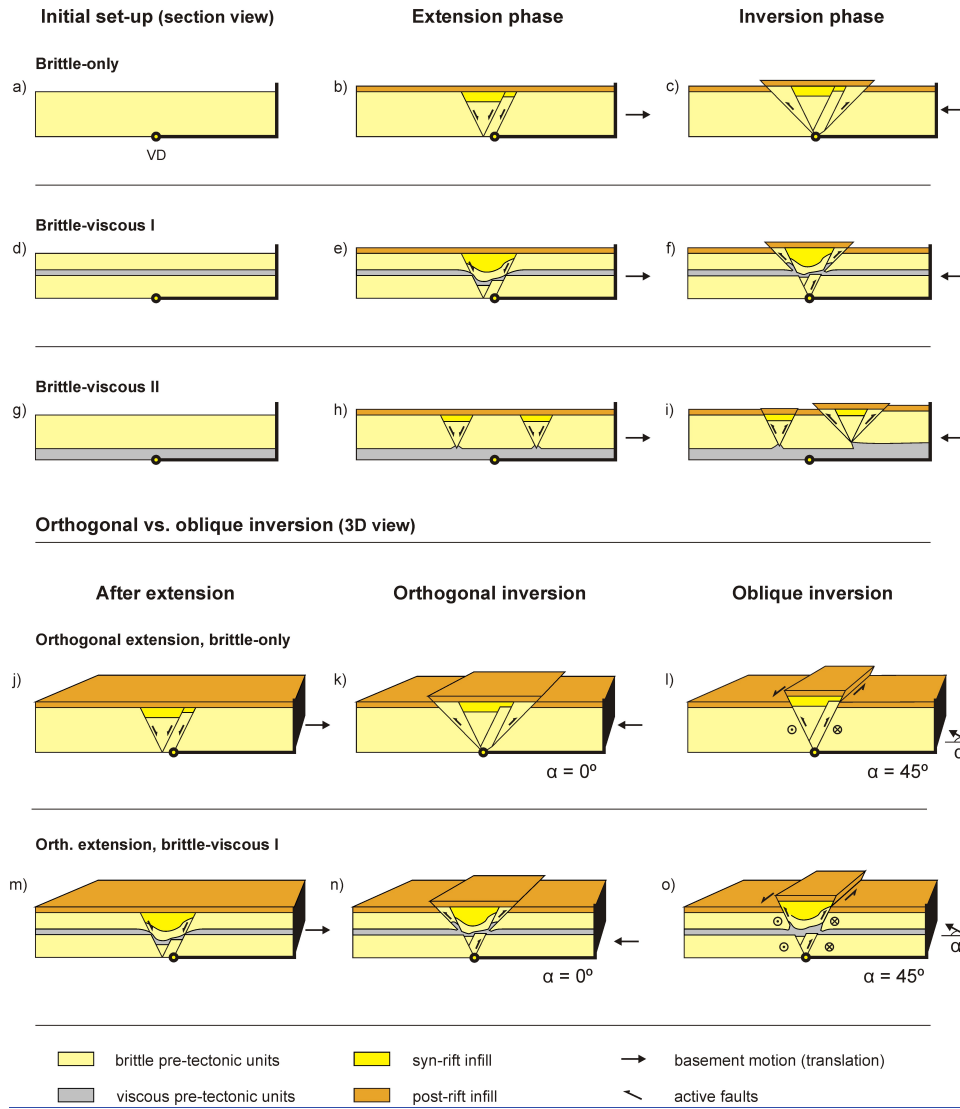
2005) (Fig. 11c, k). Even so, some modelling studies (Nalpas et al., 1995; Brun and Nalpas, 1996) have shown that applying a high enough degree of oblique compression during inversion will (preferentially) reactivate the pre-existing normal faults in this type of experiment (Fig. 11j-l). However, Mitra and Islam (1994), who applied clay instead of granular materials, demonstrated that (2D) inversion could also be accommodated by large-scale folding, without reactivation of pre-existing faults or nucleation of new thrust faults. Such differences due to the use of either granular materials or clay (in this type of models) are excellently illustrated by the comparative modelling study by Eisenstadt and Sims (2005).

1225 Nalpas et al. (1995) and Brun and Nalpas (1996) tested the influence of a viscous layer, representing a salt interval in nature, embedded within the brittle model materials overlying a VD (Fig. 11d-f). The viscous layer partially decouples the brittle material below it from the brittle material above it during initial extension (Fig. 11e, m). During subsequent compression and inversion, the viscous material will advect along the active faults (Fig. 11f, n). Similar to the brittle-only base plate models (Fig. 11c, k), orthogonal inversion favours the development of new, lower angle thrust faults (Fig. 11f, n), whereas oblique inversion preferentially reactivates the already existing basin boundary faults (Fig. 11i, o).

1235 Adding a basal viscous layer to the base of the set-up will detach the VD (to a degree) from the cover (Dubois et al., 2002; Konstantinovskaya et al., 2007). Depending on various factors such as layer thicknesses, extension velocity, viscosity of the detachment layer, and the presence of a single or double VD, a single or double graben system, or even a wide rift zone may develop during extension (compare the rift phases of e.g., Dubois et al., 2002; Konstantinovskaya et al., 2007; Mattioni et al., 2007, see Zwaan et al., 2019 and Zwaan et al., 2022 for a broader discussion on this topic). In Fig. 11h we show an example with a double graben system developing above the VD, where some viscous material rises below the two grabens (Dubois et al. 2002; Mattioni et al., 2007). Note that such double grabens can also be formed when applying a narrow patch of viscous material above the VD (Pinto et al., 2010; Muñoz-Sáez et al., 2014). As this brittle-viscous system is inverted by orthogonal compression, basin boundary faults may slightly reactivate, but the bulk of the deformation is accounted for by new thrust faults rooting at the risen viscous material at the base of the graben, incorporating the original graben into a pop-up structure (Fig. 11i).

- Frank Zwaan 9.5.22 19:48
Deleted: &
- Frank Zwaan 29.6.22 09:30
Deleted: m-o
- Frank Zwaan 9.5.22 19:48
Deleted: &
- Frank Zwaan 22.5.22 10:54
Deleted: showed
- Frank Zwaan 22.5.22 10:52
Deleted: The
- Frank Zwaan 22.5.22 10:54
Deleted:
- Frank Zwaan 22.5.22 10:53
Deleted: between
- Frank Zwaan 22.5.22 10:53
Deleted: and
- Frank Zwaan 29.6.22 15:33
Deleted: t
- Frank Zwaan 9.5.22 19:48
Deleted: &

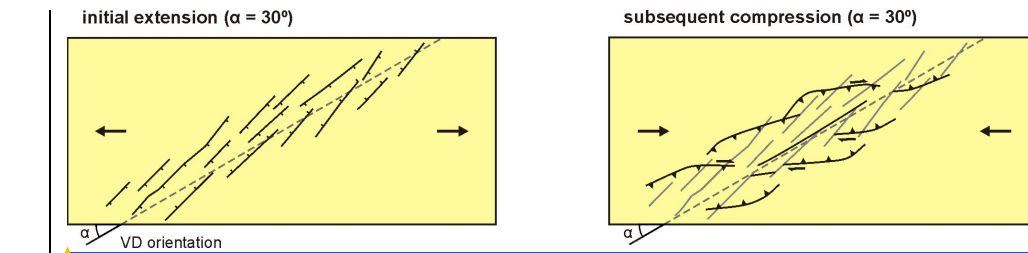
Overview of inversion models with base plate set-ups



1255 Figure 11. Sketches of representative results from basin inversion models involving a set-up with base plates. VD: velocity
 discontinuity. (a-c) Brittle-only inversion experiment. (d-f) Brittle-viscous set-up I with a viscous layer within the brittle layer. (g-i)
 Brittle-viscous set-up II with a viscous base layer. (j-o) 3D effect of the inversion direction on reactivation of pre-existing faults.
 1260 Oblique compression promotes oblique-slip reactivation of steep normal faults that are unlikely to be reactivated in an orthogonal
 compression situation. This effect is also observed in inversion models with a viscous basal detachment layer (Pinto et al., 2010;
 Muñoz-Sáez et al., 2014). Images inspired by Dubois et al. (2002), Nalpas et al. (1995), Brun and Nalpas (1996), Mattioni et al.
 (2007).

1265 Dubois et al. (2002) show that, similar to the models without a viscous basal detachment (Fig. 11j-o), higher degrees of
 oblique compression during inversion will preferentially reactivate existing normal faults. Such ready reactivation due to
 oblique compression is also observed in Pinto et al. (2010) and Mattioni et al. (2007), even though the latter study involved a
 complex mechanical stratigraphy with multiple viscous layers. Still, it is not impossible for rift boundary faults to
 dominantly reactivate in brittle-viscous base plate models undergoing orthogonal inversion (Konstantinovskaya et al., 2007).
 1270 Even more complex results are obtained by Ustaszewski et al. (2005), who applied a similar set-up involving initial oblique
 extension, followed by oblique compression (Fig. 12). Here the initial oblique extension phase developed en-echelon normal
 fault structures typical of such a set-up (Tron and Brun, 1991; Brun and Tron, 1993; Bonini et al., 1997; Munteanu et al.,
 2014; Zwaan et al., 2021, 2022), which were partially reactivated during oblique compression (Fig. 12). The rate of
 compression, and thus the degree of brittle-viscous coupling was shown to have an effect on the resulting inversion
 structures (Ustaszewski et al., 2005).

1275 As mentioned in section 2.3, Wang et al. (2017) are to our knowledge the only authors to explore inversion of pull-apart
 basins (Fig. 6g-i). However due to the rather specific set-up, including low degrees of transtension and transpression, and the
 sensitivity of such systems to slight deviations from pure strike-slip system (Fedorik et al., 2019), a detailed discussion of the
 results in Wang et al. (2017) is beyond the general scope of this review.



1285 Figure 12. Top view of an inversion model involving a base plate set-up with brittle-viscous layering and (a) initial oblique
 extension leading to a series of en echelon normal faults, followed by (b) subsequent oblique inversion leading to (oblique)
 thrusting and strike-slip faulting. Inspired by Ustaszewski et al. (2005).

- Frank Zwaan 13.5.22 16:28
Deleted: , Nalpas & Brun (1993)
- Frank Zwaan 9.5.22 19:48
Deleted: &
- Frank Zwaan 29.6.22 09:28
Deleted: Nalpas et al. (1995) and Brun & Nalpas (1996) tested the influence of a viscous layer, representing salt strata in nature, embedded within the brittle model materials overlying a VD (Fig. 11d-f). The viscous layer partially decouples the brittle material below it from the brittle material above it during initial extension (Fig. 11e, m). During subsequent compression and inversion, the viscous material will advect along the active faults (Fig. 11f). Similar to the brittle-only base plate models, orthogonal inversion favours the development of new, lower angle thrust faults (Fig. 11f, n), whereas oblique inversion preferentially reactivates the already existing basin boundary faults (Fig. ... [91])
- Frank Zwaan 29.6.22 09:38
Deleted: easy
- Frank Zwaan 9.5.22 19:48
Deleted: &
- Frank Zwaan 9.5.22 19:48
Deleted: &
- Frank Zwaan 21.6.22 17:06
Deleted: a
- Frank Zwaan 21.6.22 17:06
Deleted:
- Frank Zwaan 21.6.22 17:06
Deleted: b
- Frank Zwaan 29.6.22 09:37
Deleted: Here t
- Unknown
Formatted: Font:Bold
- Frank Zwaan 22.6.22 15:20
Deleted: -
- Frank Zwaan 29.6.22 09:28
Formatted: Caption
- Frank Zwaan 29.6.22 09:28
Deleted: -

4.4. Distributed basal deformation set-ups

1315 Although a rubber or foam base has been regularly used for the modelling of distributed rifting (Vendeville et al., 1987; McClay et al., 2002; Bahroudi et al., 2003; Bellahsen et al., 2003; Bellahsen and Daniel, 2005; Zwaan et al., 2019, 2020b; Zwaan and Schreurs, 2020; Osagiede et al. 2021), only a few authors have applied such a basal condition for inversion models (McClay et al., 1989; Amilibia et al., 2005; Dooley and Hudec, 2020; Richetti et al. in prep).

Frank Zwaan 9.5.22 21:04

Deleted: ,

Frank Zwaan 9.5.22 19:48

Deleted: &

1320 The inversion models by McClay et al. (1989) involved a rubber sheet covering the whole base of the model overlain by a brittle layer (Fig. 9a). During extension, the distributed deformation produced a pervasive pattern of normal faulting, similar to the structures seen in Vendeville et al. (1987) (Fig. 13b). Applying subsequent orthogonal inversion in such a model leads to the development of new thrust faults, crosscutting the previously established normal fault structure that remains inactive (Fig. 13c).

1325 Amilibia et al. (2005) applied an oblique rubber sheet spanned between base plates in their inversion model (Fig. 13a). Even so, comparing cross-sections at the sidewalls of the model, where the system seems to have behaved in a more or less 2D fashion, with cross-sections from the centre of the model, where deformation was oblique, allows both a 2D and 3D interpretation of this type of model (Fig. 13d-f, j-l). Initial (orthogonal or oblique) extension creates pervasive normal faulting above the rubber sheet (Fig. 13d, e, j). Subsequent orthogonal compression favours the development of new thrusts rooting along the margins of the interface, whereas the pre-existing normal faults are only mildly inverted (Fig. 13f, k). By 1330 contrast, oblique compression preferentially reactivates the pre-existing (boundary) faults (Fig. 13l).

Frank Zwaan 22.5.22 11:08

Deleted: a

Frank Zwaan 22.5.22 11:08

Deleted: c

Frank Zwaan 22.5.22 11:08

Deleted: a

Frank Zwaan 29.6.22 09:42

Deleted: were

Frank Zwaan 9.5.22 19:48

Deleted: &

1335 The study by Dooley and Hudec (2020) aimed at modelling a very specific setting and has a rather complex experimental set-up. The set-up involves offset patches of viscous material overlying a model-wide viscous layer, which itself sits on top of a rubber sheet between two base plates. The model also includes a syn-sedimentary sequence of viscous material representing salt, inserted between two phases of extension prior to inversion. As such, their 3D results are too intricate for our summarizing purposes in this review paper.

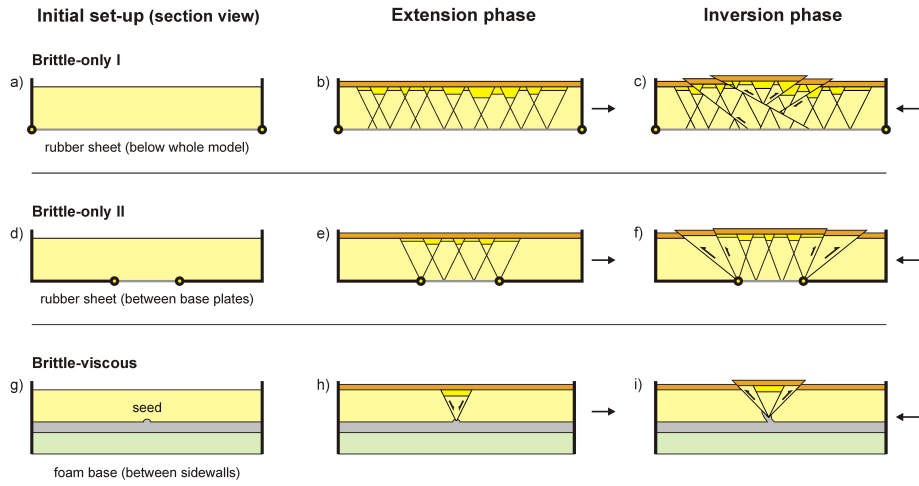
1340 Finally, Richetti et al. (in prep) used foam as an alternative material for inducing distributed deformation in their brittle-viscous models (Fig. 13g-i). In these models a central seed serves to localize deformation during initial extension (Zwaan et al. 2019), thus creating a graben structure (Fig. 13g, h). Inversion of this structure subsequently leads to the development of thrust faults rooting at the seed, creating a pop-up structure, whereas the initial normal faults remain mostly inactive (Fig. 13i). The authors studied various degrees of oblique extension and compression as well. These results (Fig. 13m-o) are very compatible with the insights derived from the models by Amilibia et al. (2005) (Fig. 13j-l): new thrusting is prevalent during orthogonal inversion, whereas oblique inversion favours reactivation of pre-existing normal faults.

Frank Zwaan 22.5.22 11:07

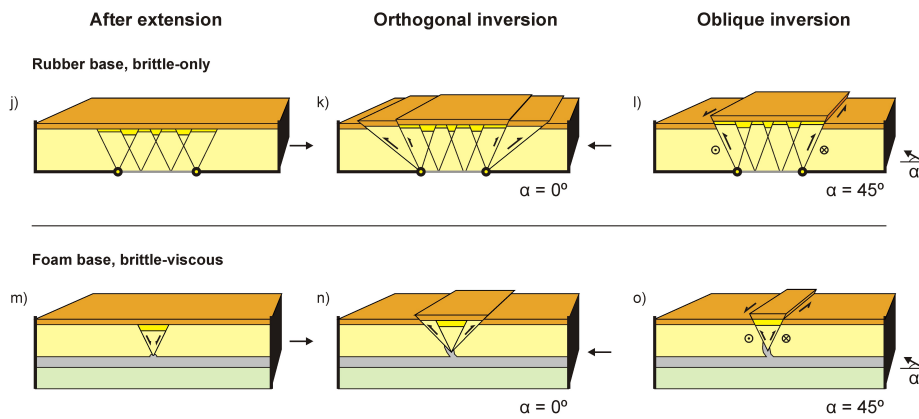
Deleted: -

Overview of inversion models with distributed basal deformation set-ups

Unknown
 Formatted: Font:Bold
 Frank Zwaan 22.6.22 15:20
 Deleted: -



Orthogonal vs. oblique inversion (3D view)



- brittle pre-tectonic units
- syn-rift infill
- viscous pre-tectonic units
- post-rift infill
- applied motion (translation)
- active faults

Figure 13. Sketches of representative results from brittle-only basin inversion models involving a set-up with distributed deformation at the base. (a-c) Brittle-only inversion experiment with a rubber base below the whole model. (d-f) Brittle-only inversion experiment with a rubber sheet spanned between two base plates. (g-i) Brittle-viscous inversion models with a foam base set-up. (j-l) 3D effect of inversion direction on reactivation of pre-existing faults: oblique compression promotes oblique-slip reactivation of steep normal faults that are unlikely to be reactivated in an orthogonal compression situation. This effect is also observed in the brittle-viscous inversion models with a foam base. Images inspired by McClay (1989), Amilibia et al. (2005), and Richetti et al. (in prep).

4.5. Pre-built basin set-ups

1365 Various authors have used pre-built basins or faults that were subsequently compressed by moving a backstop into the model for the simulation of basin inversion (Sassi et al., 1993; Panien et al., 2006a; Marques and Nogueira, 2008; Di Domenica et al., 2014; Martínez and Cristallini, 2017; Lebinson et al., 2020). McClay et al. (2000) instead used a first phase of differential sedimentary loading to create rift basins to be inverted by a moving backstop. Furthermore, the models by Panien et al. (2005), Del Ventisette et al. (2005, 2006), Sani et al. (2007); Yagupsky et al. (2008), Bonini et al. (2012), Likerman et al. (2013), Munteanu et al. (2014), Jara et al. (2015, 2018), Martínez et al. (2016, 2018) and Granado et al. (2017), are very similar in nature to set-ups with pre-built basins since these authors used a base plate to create the initial basin and applied a sidewall for compression and inversion. These models are therefore addressed in this section as well.

4.5.1. Inversion in section view

1375 The simplest inversion pre-built basin model set-up involves a pre-cut normal fault in a brittle layer (Sassi et al., 1993; Marques and Nogueira, 2008) (Fig. 14a). Subsequently, the potential reactivation of this 'fault' (usually a disturbed dilatant zone in granular materials) depends on how much the fault decreases the strength of the brittle layer. A strong fault (i.e. a poorly developed weakness) will not readily reactivate, so that a thrust wedge with newly formed thrust faults will have to accommodate the shortening imposed by the moving backstop (Fig. 14b), so that such models are in fact very similar to common thrust wedge models (Colletta et al., 1991; Cotton and Koyi, 2000; Graveleau et al., 2012). By contrast, faults with a shallow dip or weakened with viscous material (Marques and Nogueira, 2008) may be reactivated and a backthrust may develop to form a pop-up structure (Fig. 14c). Very similar effects are observed in models with a pre-built basin (Fig. 14d-f): a strong basin infill forces the development of new thrusts, whereas a weak basin infill favours reactivation of pre-existing faults, and may even be folded and "squeezed-out" in a somewhat ductile fashion (Panien et al., 2006a; Martínez and Cristallini, 2017). Sassi et al. (1993) also showed that the spacing of pre-existing faults influences their reactivation, since not all faults in their models with closely-spaced faults reactivated.

Frank Zwaan 29.6.22 09:43
Deleted: ,

Frank Zwaan 9.5.22 19:48
Deleted: &

Frank Zwaan 9.5.22 19:48
Deleted: &

Frank Zwaan 22.5.22 11:14
Deleted: .

Frank Zwaan 30.5.22 19:21
Deleted: T

Frank Zwaan 30.5.22 19:21
Deleted: who used a base plate to create the initial basin and applied a sidewall for compression and inversion,

Frank Zwaan 29.6.22 09:45
Deleted: A general overview of the results from these inversion modelling studies is presented in Figs. 14 and 15.

Frank Zwaan 29.6.22 09:47
Deleted: of this type

Frank Zwaan 9.5.22 19:48
Deleted: &

Frank Zwaan 22.5.22 11:22
Deleted: which is in fact very

Frank Zwaan 9.5.22 19:48
Deleted: &

Frank Zwaan 9.5.22 19:48
Deleted: &

Frank Zwaan 29.6.22 09:48
Deleted: ,

Frank Zwaan 9.5.22 19:48
Deleted: &

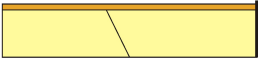
Overview of inversion models with pre-built basin set-ups

Unknown
Formatted: Font:Bold

Initial set-up (section view)

Inversion results

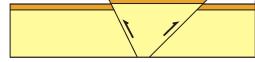
a) pre-cut fault



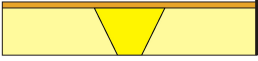
b) strong fault (high internal friction)



c) weak fault (low internal friction)



d) pre-built basin (brittle-only)



e) strong basin infill



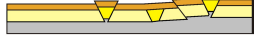
f) weak basin infill



g) pre-built basin (brittle-viscous I)



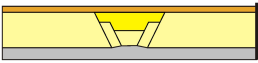
h) fast compression



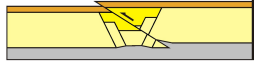
i) slow compression



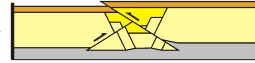
j) pre-built basin (brittle-only II)



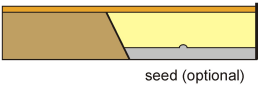
k) asymmetric compression



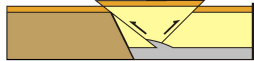
l) symmetric compression



m) rigid block (brittle-viscous layering)



n) without seed



o) with seed



- basement blocks
- syn-rift infill
- brittle pre-tectonic units
- post-rift infill
- viscous pre-tectonic units

- basement motion (translation)
- active faults (section view images)
- thrust faults (map view images)

Figure 14. Section-view sketches of representative results from basin inversion models involving a set-up with pre-built basins and faults. (a-c) Inversion of a pre-built fault in a brittle-only layer, which is either relatively (b) strong, or (c) weak. (d-f) Inversion of a pre-built basin, containing either a (e) strong brittle basin infill, or a (f) weak brittle basin infill. (g-i) Inversion of a brittle-viscous system with thin brittle cover layer and dispersed grabens generated by initial extension with a base plate, either during (h) fast compression or (i) slow compression. (j-l) Inversion of a brittle viscous system with a thick brittle cover and a broad graben generated by initial extension using a base plate, either during (k) asymmetric compression, or (l) symmetric compression. (m-o). Inversion of a basin with a viscous basal layer, adjacent to a fixed rigid footwall block, (n) Model without seed, and (o) with seed. Image inspired by Vially et al. (1994), Letouzey et al. (1995), Panien et al. (2005, 2006a), Marques and Nogueira (2008), Munteanu et al. (2014) and Schori et al. (2021).

The transfer of deformation onto the pre-existing structures away from the moving sidewall in these models is furthermore promoted by the insertion of a detachment layer consisting of microbeads or viscous material (Panien et al., 2006a; Marques and Nogueira, 2008; Munteanu et al., 2014, Fig. 14g-i). Such a transfer of deformation away from the sidewall is well known from thrust wedge experiments involving a viscous detachment (Colletta et al., 1991; Cotton and Koyi, 2000; Borderie et al., 2018; Schori et al., 2021), and is in a way similar to the deformation transfer effect of a base plate during inversion (Fig. 11a-f). Brittle-viscous inversion models by Bonini et al. (2012) illustrate that this transfer of deformation through a viscous layer is affected by the inversion rate, where deformation during slow inversion is more distributed, whereas deformation during fast inversion is more concentrated towards the moving backstop (Fig. 14g-i). This concentration towards the backstop is evidently caused by the strengthening of the viscous material deforming under higher strain rates (Brun 1999). Yet these structures reported by Bonini et al. (2012) are very different from the overthrusting focussed in the pre-existing basin seen in the models by Munteanu et al. (2014), potentially due to the thicker brittle cover layer in the latter study (compare Fig. 14g-i with Fig. 14j-k). Other variations observed in modelling studies are likely due to different degrees of extension and compression, as well as the symmetry or asymmetry of compression (Likerman et al., 2013; Munteanu et al., 2014; Jara et al., 2015, 2018, see section 4.5.2).

Vially et al. (1994) and Letouzey et al. (1995) have explored another pre-built basin set-up, involving a fixed rigid footwall block next to a pre-made basin containing a brittle infill on top of a viscous layer (Fig. 14m). The authors examined a set-up without a seed (Fig. 14n) and one with seeds to simulate the presence of salt diapirs (Fig. 14o). In the situation without a seed, deformation took a shortcut and instead of reactivating the fault along the basement block, the shortening caused the development of a low-angle thrust, along with a backthrust to form a pop-up structure (Fig. 14n). By contrast, the presence of a seed localizes shortening, so that a pop-up structure forms above the seed instead (Fig. 14o). Note that these drawings are simplified versions of the models, and we refer the reader to the original research papers for the detailed model depictions (Vially et al., 1994; Letouzey et al., 1995). It may furthermore be noted that Lebinson et al. (2020) have also performed a brittle-only model with a shallow-dipping fixed footwall block, which produced a simple pop-up structure reminiscent of the fixed rigid basement block equivalent, but without the initial phase of deformation (Fig. 9a-c).

Frank Zwaan 28.6.22 18:46
Deleted: . (p-r) Effect of pre-existing graben orientation on fault reactivation during subsequent compression and inversion in brittle-only models, shown in map view. Graben orientation is defined as angle α , the acute angle between the graben strike and backstop motion direction.

Frank Zwaan 9.5.22 19:48
Deleted: &

Frank Zwaan 28.6.22 18:46
Deleted: q

Frank Zwaan 28.6.22 23:20
Formatted: Normal

Frank Zwaan 28.6.22 23:20
Deleted: - ... [92]

Frank Zwaan 28.6.22 18:45
Formatted: Pattern: Clear

Frank Zwaan 9.5.22 19:48
Deleted: &

Frank Zwaan 9.5.22 19:48
Deleted: &

Frank Zwaan 13.5.22 16:32
Deleted: 9

Frank Zwaan 13.5.22 20:06
Deleted: rate of

Frank Zwaan 22.5.22 11:30
Deleted: in

Frank Zwaan 29.6.22 09:52
Deleted: tu

Frank Zwaan 29.6.22 09:54
Deleted: rigid

Frank Zwaan 29.6.22 09:54
Deleted: and

Frank Zwaan 26.6.22 11:45
Formatted: Not Highlight

Frank Zwaan 26.6.22 11:45
Formatted: Not Highlight

Frank Zwaan 30.5.22 19:11
Deleted: - ... [93]

The 3D arrangement and location of pre-existing structures with respect to the shortening direction may strongly affect which of these structures will reactivate and how, as observed in the brittle-only experiments by Panien et al. (2005), Yagupsky et al. (2008), Di Domenica et al. (2014) and Deng et al. (2019) (Fig. 15). These models show that oblique structures may be reactivated, and similar to (brittle-viscous) Jura Mountain models with oblique basement steps (Schori et al., 2021), the front of each new thrust sheet may partially follow the trend of the pre-existing structures, before reorienting itself to become sub-perpendicular to the general direction of compression (Fig. 15). Further 3D complexities in models with a viscous basal detachment can be induced by having (partial) walls/backstops move inward from one or both sides of the model, after creating an initial basin by means of base plates (Munteanu et al., 2014). As a result, different parts of these models have undergone different degrees of (asymmetric or symmetric) compression during inversion, leading to significant variations in structural style (Fig. 14k, l).

Influence of pre-existing graben orientation during inversion (map view)

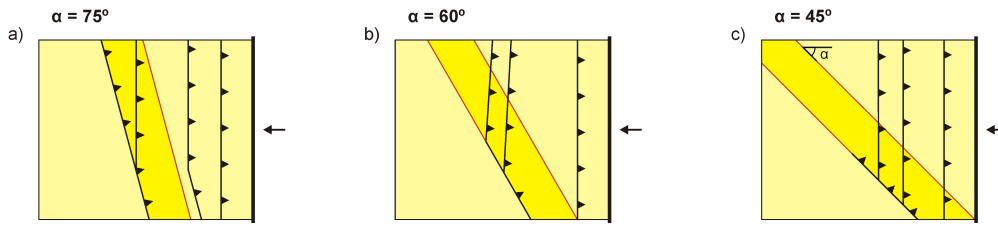


Figure 15. Effect of pre-existing graben orientation on fault reactivation during subsequent compression and inversion in brittle-only models, shown in map view. Graben orientation is defined as angle α , the acute angle between the graben strike and backstop motion direction. Image inspired by Yagupsky et al. (2008) and Deng et al. (2019).

Another 3D factor is rotational tectonic deformation, as simulated by Jara et al. (2015, 2018), who applied a rotating base plate to generate along-strike basin width variations during extension, as well as rotational motion of a backstop for along-strike variations in compression during subsequent inversion. Fig. 16 illustrates an example of initial rotational extension, followed by orthogonal compression in their brittle-viscous models. The rotational extension leads to the development of a V-shaped basin, with more stretching away from the rotation axis, together with increased tilting of fault blocks (Fig. 16a, c, m). The development of such V-shaped basins is typical of rotational extension systems (Souriot and Brun, 1992; Benes and Scott, 1996; Molnar et al., 2017; Zwaan et al., 2020b; Schmid et al., 2022), and the increased tilting of faults with increased amounts of extension is in line with observations from previous brittle-viscous models (e.g. Mandal and Chattopadhyay,

Frank Zwaan 28.6.22 23:32
Deleted: 4p-r

Frank Zwaan 29.6.22 09:57
Deleted: .

Frank Zwaan 28.6.22 23:32
Deleted: 4p-r

Frank Zwaan 28.6.22 23:32
Deleted: .

Frank Zwaan 28.6.22 23:21
Formatted: Caption

Frank Zwaan 29.6.22 10:45
Deleted:

Frank Zwaan 29.6.22 10:45
Deleted: rotational motion of

Frank Zwaan 28.6.22 23:33
Deleted: s

Frank Zwaan 28.6.22 23:33
Deleted: s

Frank Zwaan 29.6.22 10:50
Formatted: Subscript

Frank Zwaan 9.5.22 19:48
Deleted: &

Frank Zwaan 9.5.22 19:48
Deleted: &

Frank Zwaan 9.5.22 20:49
Deleted: i

Frank Zwaan 9.5.22 19:48
Deleted: &

1505 1995; Zwaan et al., 2016). When applying orthogonal inversion, the initial rift geometry has a clear effect on the final model structures (Fig. 16b, c_{v-vi}). Closer to the original rotation axis, the model is relatively undeformed so that inversion has few weaknesses to reactivate. Therefore, deformation remains relatively close to the backstop (Fig. 16b, c_v), similar to observations in other models (Panien et al., 2005; Bonini et al., 2012) (Fig. 14b, e, j). By contrast, farther away from the rotation axis, the more developed graben with its lower-angle normal faults represents a weakness that is readily reactivated (Fig. 16b, c_{vi}), so that deformation can be transferred farther from the backstop, as also observed by Bonini et al. (2012) and Munteanu et al. (2014) (Fig. 14g-l).

1510 4.6. Influence of additional geological processes

1515 Even though surface processes (i.e. erosion, transport and sedimentation) are known to affect the development of both extensional and compressional tectonic systems (Koons, 1990; Burov and Cloetingh, 1997; Buitert et al., 2008; Graveleau et al., 2012; Moragas et al., 2017; Roma et al., 2018; Zwaan et al., 2018a; Borderie et al., 2019), and are thus of importance when considering basin inversion. However, modellers generally apply either "full sedimentation" (filling in the whole basin) or no sedimentation at all during model runs, with only few studies testing the actual influence of sedimentation on the system. Richetti et al. (in prep) show how the lack of syn-rift sedimentation causes the basin to be "squeezed" (Fig. 17b), whereas the presence of sediments fills the available accommodation space (i.e. the basin) and strengthens the system, obstructing such "squeezing" (Fig. 17a). Dubois et al. (2002) found that sedimentation prevents the reactivation of some faults in the system, and Pinto et al. (2010) provide similar results, highlighting that added sedimentation during both extension and subsequent compression reduces fault reactivation. These observations are very much in line with the results from inversion models involving pre-built basins with a strong or weak basin infill (section 4.5.1, Fig. 14e, f): in the former case, the strong basin is poorly reactivated, whereas in the latter case, the reduced strength of the weak infill allows reactivation. Extrapolated, the total absence of basin infill makes the system weaker, increasing the likelihood of reactivation. Whereas the influence of sedimentation has thus received some attention in basin inversion models, the relative influence of erosional processes, even though applied in a model by Strzeczynsky et al. (2021), has to our knowledge never been systematically tested so far.

- Frank Zwaan 28.6.22 23:33
Deleted: 5
- Frank Zwaan 29.6.22 10:49
Formatted: Subscript
- Frank Zwaan 28.6.22 23:33
Deleted: 5..., C-panel [94]
- Frank Zwaan 29.6.22 10:49
Formatted: Subscript
- Frank Zwaan 29.6.22 09:59
Deleted: g-...). By contrast, farther away [95]
- Frank Zwaan 29.6.22 10:49
Formatted: Subscript
- Frank Zwaan 28.6.22 18:50
Deleted: . [96]
- Frank Zwaan 9.5.22 20:05
Deleted: et al.,..., 1990; Burov &...nd [97]

- Frank Zwaan 30.5.22 19:19
Deleted: .

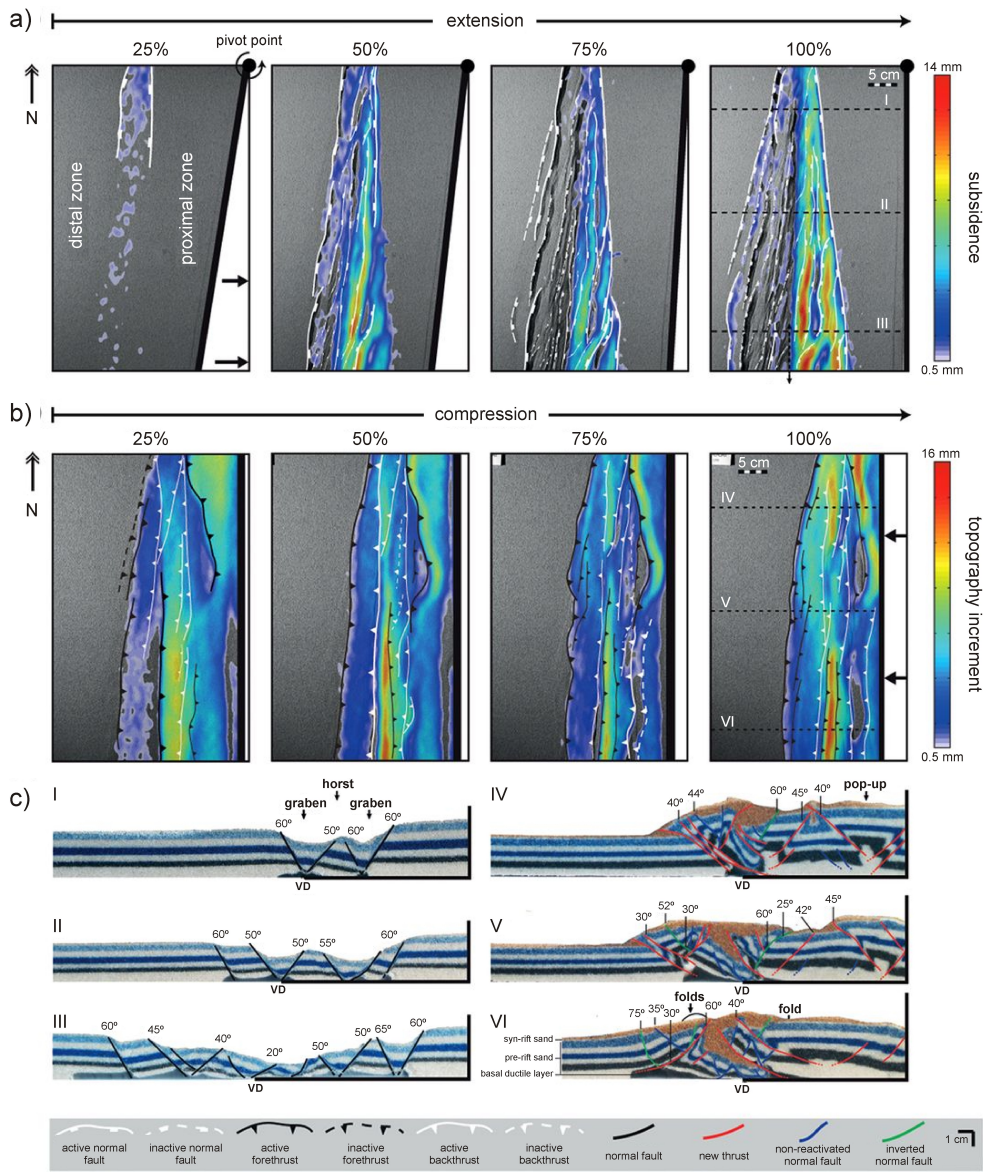


Figure 16. Rotational inversion model. (a) Extensional phase: active subsidence at different extension percentages. (b) Compressional phase: active topography increment at different shortening percentages. (c) I, II, II': cross-sections at the end of initial extension by means of a base plate set-up. IV, V, VI: cross-sections after homogeneous shortening by means of a backstop moving into the model. Original model thickness: 3.5 cm. Image adopted from Jara et al. (2015), and reproduced with permission from the Geological Society, London.

Similar to sedimentary loading, tectonic loading can have an important influence on basin inversion tectonics. This is most relevant in models with moving sidewalls, which are indeed very similar to thrust wedge experiments (Graveleau et al., 2012, and references therein, Fig. 14). Granado et al. (2017) tested the influence of (differential) tectonic loading, revealing that high tectonic loading may prevent fault reactivation, whereas loading gradients may in fact promote reactivation of sub-thrust basins, i.e., basins below or near the tip of the thrust wedge. These authors have also applied tilting of the basin during inversion, which is known from critical taper theory and experiments to significantly affect the dynamics of thrust wedges (Buitter, 2012; Graveleau et al., 2012, and references therein). Since the results of Granado et al. (2017) are somewhat complex, due to the incorporation of various parameters, we refer the reader the original article for more details.

- Frank Zwaan 28.6.22 23:23
Deleted: .
- Frank Zwaan 30.5.22 17:32
Deleted: fact
- Frank Zwaan 29.6.22 10:54
Deleted: , but
- Frank Zwaan 29.6.22 10:55
Deleted: a

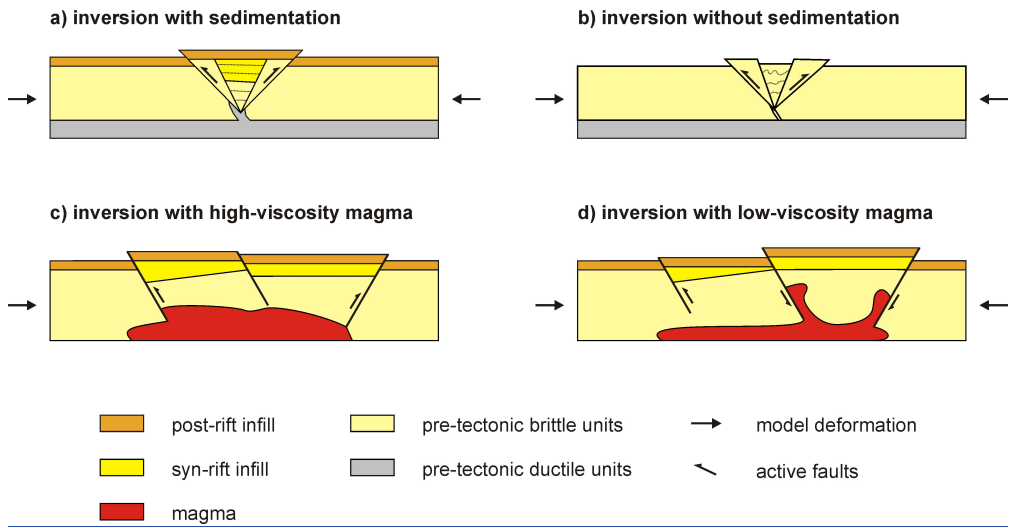


Fig. 17. Influence of additional geological processes on basin inversion. (a-b) Effect of presence and absence of syn-rift sedimentation during rifting (inspired by Richetti et al., in prep). (c-d) Effect of magmatism and magma viscosity on inversion. Inspired by Martínez et al. (2018).

- Frank Zwaan 28.6.22 23:23
Formatted: Caption

1590 Apart from the more general impact of (sedimentary) loading, some modellers have also included syn-tectonic deposition of
viscous layering in their models, to simulate the accumulation of evaporite (salt) or clay units (Del Ventisette et al., 2006,
2007; Sani et al., 2007; Mattioni et al., 2007; Dooley and Hudec, 2020). As also seen in models including pre-tectonic
viscous layering (Brun and Nalpas, 1996; Ferrer et al., 2016, Figs. 9d-f, m-o, 11d-f, m-o), these viscous layers act as
1595 detachments and often cause very complex deformation (especially when multiple detachments are involved, Mattioni et al.,
2007; Dooley and Hudec, 2020), as well as diapirism related to the activity of large faults (in a complex interaction with
sedimentation patterns, Moregas et al., 2017). Simulated magmatism can have a similar effect, in that it detaches the
overlying brittle units from the model base and can migrate along fault planes (Martínez et al., 2016, 2018). As such,
enhanced magmatism during inversion may lubricate faults, and promote the development of pop-up structures with magma-
accumulations near the surface, especially when the magma has a low viscosity (Fig. 17c, d).

5. Comparison to numerical models and nature

1600 5.1. Comparisons between analogue and numerical models

Whereas analogue modellers study tectonic processes by running scaled experiments in the laboratory, other researchers
apply numerical modelling methods. These include techniques based on an assembly of particles (Distinct Element Method,
DEM) as well as continuum methods (Finite Element Method, FEM). DEM methods may intuitively seem more appropriate
1605 for modelling granular materials, but it should be kept in mind that a DEM particle is generally of such size to include many
scaled sand particles. Continuum methods do generally not produce discrete fault planes, but have been shown to be well
suited for simulating sand behaviour (Buitter et al., 2006, 2016; Crook et al., 2006). The numerical models allow the
inclusion of parameters that are highly challenging to implement in analogue models, such as thermal effects, isostasy,
surface processes, parallel deformation mechanisms, and strain weakening. They also readily provide quantitative insights
1610 into internal deformation patterns and stress measures that are challenging, if not impossible, to obtain from analogue
models. On the other hand, numerical models may lack sufficient resolution when studying tectonic processes in 3D, though
this is rapidly improving, depend on their parameterization of especially brittle processes, and often require access to a high-
performance computer cluster. As such, analogue and numerical modelling methods both have their strengths and
weaknesses, and combining these methods for studying tectonic processes can provide more robust results (Ellis et al., 2004;
Buitter et al., 2006, 2016; Burliga et al., 2012a; Zwaan et al., 2016; Brune et al., 2017).

1615 Various authors have numerically modelled basin inversion (e.g. Hansen and Nielsen, 2003; Buitter and Pfiffner, 2003;
Buitter et al., 2009; Dai et al. 2014; Caër et al. 2015; Granado and Ruh, 2018; Ruh and Vergés, 2018; Ruh 2019), and a
number of researchers have applied both analogue and numerical methods, or compared analogue to numerical results. The
study by Sassi et al. (1993) elegantly shows how shallow-dipping pre-existing faults are preferentially reactivated in both

Frank Zwaan 13.5.22 17:42
Deleted: and
Frank Zwaan 9.5.22 19:48
Deleted: &
Frank Zwaan 13.5.22 16:28
Deleted: Nalpas &
Frank Zwaan 29.6.22 10:56
Deleted: ,
Frank Zwaan 29.6.22 10:56
Deleted: ing often
Frank Zwaan 29.6.22 10:58
Deleted: ,
Frank Zwaan 9.5.22 19:48
Deleted: &
Frank Zwaan 28.6.22 23:33
Deleted: 6

Frank Zwaan 29.6.22 10:58
Deleted: parametrization
Frank Zwaan 9.5.22 19:48
Deleted: &
Frank Zwaan 9.5.22 19:48
Deleted: &
Frank Zwaan 26.6.22 12:09
Deleted: ;
Frank Zwaan 9.5.22 19:48
Deleted: &
Frank Zwaan 9.5.22 19:48
Deleted: &
Frank Zwaan 26.6.22 11:55
Deleted: 9

1635 their analogue and numerical experiments. Buitert and Pfiffner (2003) compare their numerical models of inverted domino
| faulting to the [analogue](#) work by Buchanan [and](#) McClay (1992), finding a fair fit, which validates the results of both
| modelling studies. Also Panien et al. (2006a) obtained a general good agreement between their analogue and numerical
| models of a pre-made basin deformed by sidewall compression (Fig. 18), with the models showing similar shear zone
1640 | Yamada [and](#) McClay (2010) found that their numerical models of listric fault basin inversion fit well with their previous
| analogue modelling study (Yamada [and](#) McClay, 2004), even though the complex faulting in the analogue models is not
| reproduced in the numerical equivalent.

Frank Zwaan 9.5.22 19:48
Deleted: &

Frank Zwaan 28.6.22 23:34
Deleted: 7

Frank Zwaan 9.5.22 19:48
Deleted: &

Frank Zwaan 9.5.22 19:48
Deleted: &

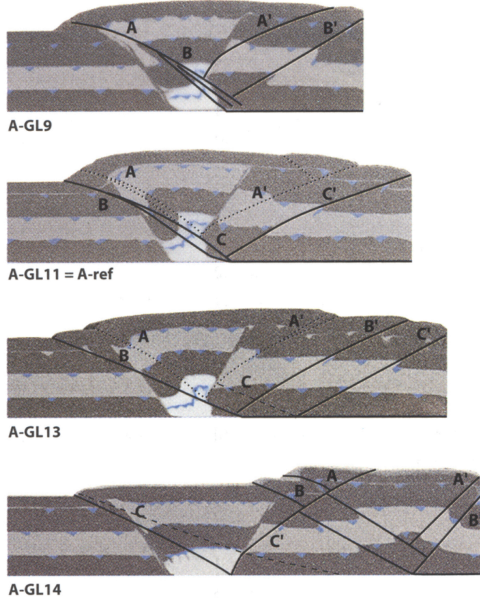
1645 | The limited number of studies that use a combination of analogue and numerical modelling techniques to investigate basin
| inversion may reflect the challenges involved in numerically simulating analogue [set-ups](#) (Buitert et al., 2016). Instead of
| direct comparisons aimed at achieving similarity in results, we would urge future studies to utilize the strengths of both
| methods to investigate complementary processes and factors in basin inversion. For example, analogue models could focus
| on 3D [set-ups](#) for known material properties, whereas numerical studies could add insights into thermal effects, rheological
| changes, or surface processes.

Frank Zwaan 29.6.22 09:52
Deleted: setup

Frank Zwaan 29.6.22 09:52
Deleted: setup

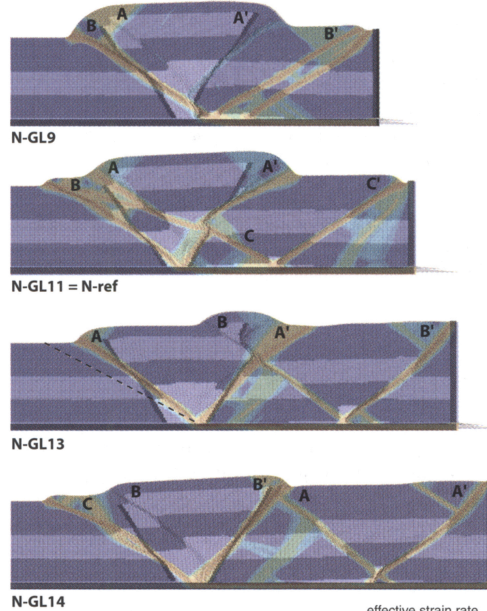
1650

(a) analogue models



corundum sand - - - - future fault
 quartz sand ——— active fault
 microbeads inactive fault

(b) numerical models



corundum sand
 quartz sand
 microbeads

effective strain rate
 10⁻¹⁷ s⁻¹ 10⁻¹² s⁻¹

1660

Figure 18. Example of analogue-numerical model comparison (Panien et al., 2006a). Both set-ups aim to simulate orthogonal inversion of a pre-built basin. Pre-rift layer thickness: 3.5 cm. The numerical models are obtained with a finite-element method. Reproduced with permission from the Geological Society, London.

Frank Zwaan 28.6.22 23:34
 Deleted: 7
 Frank Zwaan 29.6.22 13:47
 Deleted: model

5.2. Comparison of analogue modelling results to natural cases

1670 Here we present two examples published in previous basin inversion modelling studies (Fig. 19). The first comparison
concerns a classic example of an inverted basin in the southern North Sea (the Winterton High, Bradley et al., 1989, Figs. 1a,
19b), as discussed by Panien et al. (2005). The inversion of the Triassic basin during a series of Cenozoic compression
events that affected large parts of NW Europe (Erratt et al., 1999; De Jager, 2003; Evans et al. 2003; Doornbal and
Stevenson, 2010, and references therein) expelled the basin infill out of the original graben by reactivating the rift boundary
faults. This is very similar to the inversion of the basin infill in the graben set-up used by Koopman et al. (1987) (Figs. 8a-c,
19a). Furthermore, where the faults in the basement forced reactivation of the boundary faults, the propagation of these faults
1675 in the weaker post-rift overburden have a shallower dip (Fig. 19b). This is also observed in analogue models (Fig. 19a),
demonstrating the relevance of such analogue model results for our understanding of the dynamic evolution of the Winterton
High, and other similarly inverted basins.

Frank Zwaan 28.6.22 23:35
Deleted: 8... The first comparison conce... [99]

1680 A second example is provided by McClay (1995) and involves an inverted half graben controlled by a listric fault (Fig. 19c).
Both the model and natural example in the East Java Sea (Goudswaard and Jenyon, 1988) show very similar structures:
thickening of syn-rift sediments towards the listric fault, that are subsequently uplifted as the basin is inverted due to reverse
motion along the listric fault. Further similarities are the occurrences of (somewhat) inverted normal faults away from the
main listric fault. Also here, the model nicely fits the natural example, and by examining the model's development over time,
we gain valuable insights into the dynamic evolution of the natural example.

Frank Zwaan 29.6.22 22:50
Deleted: - ... [100]

Frank Zwaan 28.6.22 23:35
Deleted: 8... Both the model and natur... [101]

1685 Comparing model results with natural examples has indeed provided invaluable insights into basin inversion tectonics (e.g.
McClay, 1995; Panien et al., 2005; Ferrer et al., 2022, and references therein). However, one must always keep in mind the
limitations of analogue modelling methods (e.g. Buchanan and McClay, 1991). For instance, most analogue models of basin
inversion do not consider isostatic effects. Isostasy is an important factor in large-scale plate tectonic processes (Burov and
Cloetingh, 1997), and is therefore included in lithospheric-scale analogue modelling studies of rifting (Vendeville et al.,
1987; Nestola et al., 2013, 2015; Molnar et al., 2017; Beniest et al., 2018; Zwaan and Schreurs, 2022), as well as of
collisional and intra-plate tectonics (Willingshofer and Sokoutis, 2009; Luth et al., 2010; Sokoutis and Willingshofer, 2011;
Willingshofer et al., 2013; Calignano et al., 2015; 2017; Santimano and Pysklywec, 2020) and basin inversion (Gartrell et
al., 2005; Cerca et al., 2010). Yet, as basin inversion is generally studied in the context of basins that did not undergo
1695 continental break-up and that are to large degree filled by sediments, the effects of isostasy can be considered limited and the
model results valid.

Frank Zwaan 9.5.22 19:49
Deleted: &...nd Cloetingh, 1997), and is... [102]

Similar arguments can be made for the influence of magmatism, thermal effects in general, and diagenesis. Even though
modelling studies have shown that magmatism can significantly affect basin inversion tectonics (Martinez et al., 2016, 2018,

Frank Zwaan 26.6.22 11:45
Formatted: Not Highlight

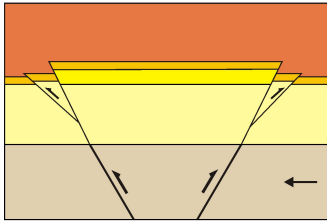
Frank Zwaan 13.5.22 17:42
Deleted: ;

1730

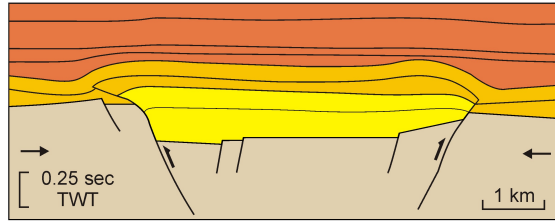
Fig. 17c. d), it is not very common in rift basins prior to break-up, or during subsequent inversion. The same is probably true for thermal effects and diagenesis; only when the system would go beyond the initial rifting phase, can these effects be expected to gain an important influence on basin inversion tectonics.

- Frank Zwaan 29.6.22 13:51
- Deleted: ,
- Frank Zwaan 30.5.22 17:59
- Deleted: ,
- Frank Zwaan 30.5.22 17:59
- Deleted: 0
- Frank Zwaan 29.6.22 13:51
- Deleted: ,
- Frank Zwaan 30.5.22 17:59
- Deleted: become
- Unknown
- Formatted: Font:9 pt, Italic

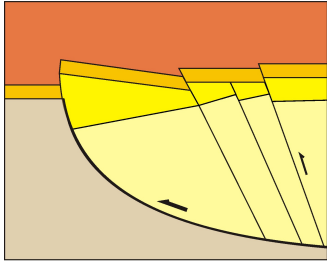
a) inverted graben model



b) Winterton High



c) Inverted listric fault model



d) East Java Sea Basin



- | | | |
|--------------------------|--|-----------------------------|
| syn/post-inversion units | syn-rift infill | basement/model displacement |
| post-rift infill | basement blocks/
brittle pre-tectonic units | active faults |

1735

Figure 19. Comparison of schematic model results with natural examples. (a) Mobile basement graben set-up, see model details in Section 4.1 and Fig. 8c. (b) Winterton High in the southern North Sea (modified after Badley et al., 1989, with permission from the Geological Society, London). (c-d) Inversion of a listric fault basin in (c) an analogue model and (d) in nature (sketch of a seismic line from the East Java Sea Basin by Goudswaard and Jenyon, 1988). Modified after McClay (1995), with permission from the Geological Society, London. TWT: two-way travel time.

1740

Possibly more impactful limitations are the lack of pore fluid effects in analogue models, which are known to have a significant influence on inversion tectonics (Sibson, 1985, 1995, 2009). Another limitation is the past focus on 2D inversion, and although modelling efforts have more and more explored the third dimension, it is tempting to think of basin inversion as a 2D process (especially given the legacy of 2D seismic sections). On-going developments in the analogue modelling community, as well as in the world of seismic acquisition, are however making the analysis of 3D modelling results much more straightforward (see also section 7).

Frank Zwaan 30.5.22 18:00

Deleted: Ongoing

Frank Zwaan 22.5.22 11:51

Deleted: ,

Still, the comparisons presented above highlight the crucial use of analogue models for simulating the dynamic development of tectonic systems that take millions of years to unfold. This is especially true when combining these analogue models with numerical modelling techniques, as discussed in the preceding section.

6. Synopsis of main insights

The model results described above give insight into the processes and factors that result in successful basin inversion or may prevent a basin from being inverted.

The first requirement for successful (basin) inversion is the presence of a basin or fault structure that provides a relative weakness, compared to the immediate surroundings to focus contractional deformation. Such weakening can originate from the infill of the basin, where weak sediments facilitate inversion (either by allowing fault reactivation, the nucleation of new faults near the basin edge, or upward folding of the infill). By contrast, a strong infill may prevent inversion (Fig. 14d-f). Similarly, normal faults that are either weakened or have a low dip angle are more likely to be reactivated (Fig. 14a-c), which is in line with fault theory, which predicts that new thrusts should form otherwise (Section 2). The preference for forming new thrust faults is particularly well known from the propagation of inverted normal faults into the post-rift overburden in models with (mobile) basement blocks (footwall shortcuts, Fig. 8c, f, o). Finally, the shape of pre-existing normal faults (e.g. straight, listric or undulating) can strongly affect the resulting inversion structure as well (1996, Figs. 9, 10).

Frank Zwaan 13.5.22 20:18

Deleted: relative

Frank Zwaan 29.6.22 13:53

Deleted: compressional

Frank Zwaan 29.6.22 22:41

Deleted: Panien et al. 2006a

Frank Zwaan 29.6.22 22:41

Deleted: Marques & Nogueira 2008,

Frank Zwaan 22.5.22 11:57

Deleted: ,

Frank Zwaan 22.5.22 11:58

Deleted: otherwise

Frank Zwaan 29.6.22 22:41

Deleted: McClay

A second requirement for inversion is the transfer of deformation into the basin or fault structure. Apart from the relative weakness of the modelled basin or fault, this depends on the boundary conditions, i.e., the model set-up, as well as the mechanical layering used in the model. Model set-ups involving deformation driven from the base are more likely to efficiently induce inversion. By contrast, inversion driven by a backstop generally needs a detachment layer of some sorts (either microbeads or a layer of viscous material) that decouples the overburden from the base. Otherwise, deformation will simply develop directly in front of the backstop, creating a thrust wedge (Fig. 14). In this context, a base plate set-up in fact

acts as a sort of detachment as well, efficiently transferring deformation deep into the model (Fig. 11). Weak layers within the model materials can also act as detachments, leading to new levels of complexity (Figs. 8-17).

Frank Zwaan 22.5.22 11:59

Deleted: 9

Frank Zwaan 29.6.22 22:41

Deleted: Nalpas et al. 1996; Di Mattioni 2007; Ferrer et al. 2016; Dooley & Hudec 2020;

Frank Zwaan 28.6.22 23:35

Deleted: 6

Frank Zwaan 22.5.22 12:00

Deleted: during orthogonal inversion

A third factor favouring inversion is oblique shortening. Whereas high-angle normal faults may be often (partially) ignored in favour of newly formed thrust faults during orthogonal inversion, oblique inversion can readily reactivate these normal faults. Such reactivation of normal faults during oblique inversion is well-documented in analogue models with a variety of different set-ups (Figs. 11j-o, 13j-o), and is explained by the reduced fault angle with respect to the orientation of the principal stresses (see fault theory specified in section 2). Moreover, along-strike variations in the models due to variations in basement block or base plate geometries, differently oriented pre-existing structures and weak zones, or rotational extension or compression can cause highly complex distributions of structures (Figs. 10, 12, 15, 16). These complexities highlight the importance of considering the third dimension when studying tectonic processes.

Frank Zwaan 29.6.22 13:57

Deleted: p

Frank Zwaan 29.6.22 13:57

Deleted: s, t

Frank Zwaan 29.6.22 13:57

Deleted: 14p-r

Frank Zwaan 28.6.22 23:36

Deleted: 5

Frank Zwaan 28.6.22 23:36

Deleted: 6

Finally, additional geological processes such as sedimentation and magmatism can affect inversion processes as well. Sedimentation and erosion change the normal stress in the model layers, thus changing the frictional strength and affecting the likelihood of inversion. Magmatism can facilitate fault reactivation when intruding along fault planes, thus reducing fault strength (Fig. 17).

The insights from these analogue models are in line with the mechanisms of basin inversion summarized in section 2, and concur to a high degree with results from numerical modelling studies, validating both modelling methods (Fig. 18). Furthermore, these insights have proven highly valuable to better understand the evolution of basin inversion tectonics in natural settings (Fig. 19).

Frank Zwaan 29.6.22 13:59

Deleted: generally

Frank Zwaan 28.6.22 23:36

Deleted: 7

Frank Zwaan 28.6.22 23:36

Deleted: 8

7. Perspectives for future analogue modelling studies of basin inversion

In this review we describe the current state-of-the-art of analogue modelling of basin inversion. There are however many opportunities for improvements and future modelling studies, revolving around new modelling methods, the use of improved model analysis techniques and the combination of analogue and numerical modelling methods, benchmarking studies, and establishing best practices in analogue modelling.

7.1 New modelling methods to tackle new questions

Improvements in experimental techniques can include the development and application of new model materials (e.g. Boutelier and Oncken, 2011; Boutelier et al., 2012; Abdelmalak et al., 2015; Zwaan et al., 2016, 2018a; Mayolle et al., 2021; Massaro et al., 2021). Such new materials allow the implementation of different degrees of viscosity in viscous materials (Zwaan et al., 2018b), or modifications to the cohesion of brittle materials (Abdalmalek et al., 2015; Montanari et al., 2017; Massaro et al., 2021). Further opportunities lie in the application of new materials with elastic (-plastic) behaviour such as gelatin for the study of inversion-related seismicity (Rosenau et al., 2009; Di Giuseppe et al., 2009), visco-plastic behaviour such as kinetic sand for better simulating the brittle-ductile transition in the crust (Mayolle et al., 2021), or temperature effects (e.g. Chemenda et al., 2002; Boutelier and Oncken, 2011; Boutelier et al., 2012; Katz et al., 2005; Krýza et al., 2019).

Other improvements are related to the development of new modelling apparatus that allow for improved simulation of tectonic processes and new model boundary conditions (e.g., Molnar et al., 2017; Zwaan et al., 2020b; Eisermann et al., 2021; Zwaan and Schreurs, 2022). An interesting development is the application of force boundary conditions, rather than velocity boundary conditions (Gartrell et al., 2005; Konstantinovskaya et al., 2007). Constant force during rifting may explain rapid changes in tectonic deformation rates, for instance when the strength of the tectonic system is reduced due to necking of the lithosphere (Brune et al., 2016). Since increasing strain rates increase the degree of brittle-viscous coupling in tectonic systems (Brun, 1999; Bonini et al., 2012; Zwaan et al., 2021, 2022), such increases (and decreases) in strain rate can significantly change the style of deformation during basin inversion as well (Bonini et al., 2012). The influence of strain rates during basin inversion could be further explored, for instance using models in which deformation rates are programmed to be variable.

The majority of basin inversion models have been conducted on an (upper) crustal scale, motivated by the search for hydrocarbon reserves (e.g. in the North Sea), but can be built upon for new research aims. The insights gained from these models can for example be of use for CO₂ sequestration and mineral exploration. In addition, part of the future of basin inversion modelling may lie in the study of mantle exhumation as hyperextended basins are inverted. The serpentinization of mantle rocks that were initially exhumed in hyperextended rift basins, and are now incorporated in mountain belts, may be a

Frank Zwaan 28.6.22 18:32

Deleted:

Frank Zwaan 9.5.22 19:49

Deleted: &

Frank Zwaan 22.6.22 11:46

Deleted: or

Frank Zwaan 9.5.22 19:49

Deleted: &

Frank Zwaan 26.6.22 11:45

Formatted: Font:Times New Roman, Not Bold, Font color: Auto

Frank Zwaan 21.6.22 17:07

Deleted: Zwaan & Schreurs 2021, in prep.

Frank Zwaan 21.6.22 17:07

Deleted: a

Frank Zwaan 21.6.22 17:07

Deleted: b

Frank Zwaan 29.6.22 14:04

Deleted: , and

Frank Zwaan 29.6.22 14:04

Deleted: n

Frank Zwaan 22.5.22 12:05

Deleted: also

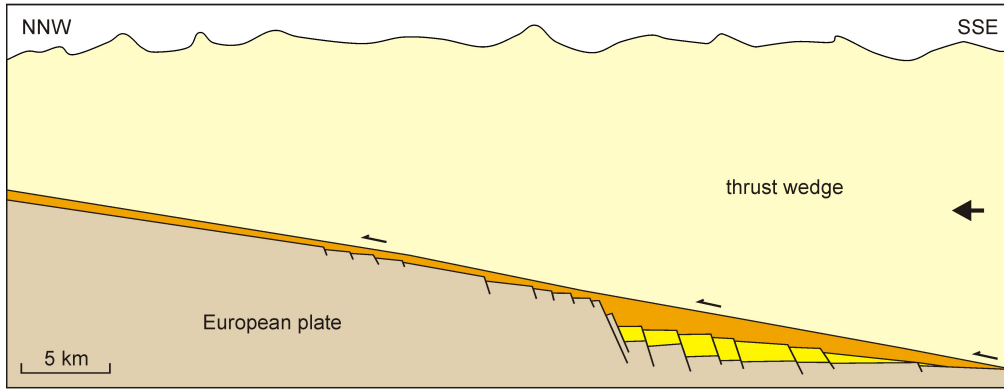
1865 source of future natural hydrogen production (Dumagin, 2019; Lefeuvre et al., 2021). The broad presence of mantle rocks in
mountain belts, both in Europe (Faul et al., 2014; Frasca et al., 2016; Schmid et al., 2017) and elsewhere (Vaughan and
Scarrow, 2003; Dilek and Furnes, 2011) indicates some highly interesting potential. Given the need for truly clean energy
production in our efforts to realize a sustainable economy (Smith, 2002; Gaucher, 2020; Moretti and Webber, 2021; Scott,
2021), researching the tectonic processes causing and controlling basin inversion on a lithospheric scale through novel
1870 analogue modelling techniques is more relevant than ever.

- Frank Zwaan 9.5.22 19:49
Deleted: &
- Frank Zwaan 9.5.22 19:49
Deleted: &
- Frank Zwaan 9.5.22 19:49
Deleted: &

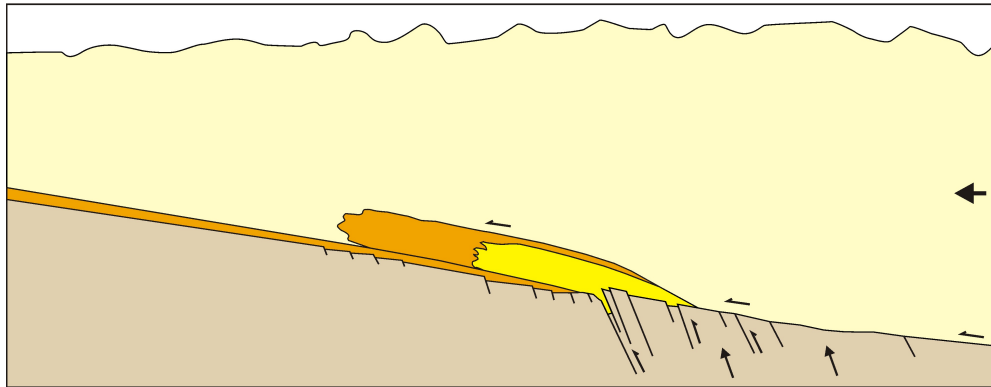
Linked to such large-scale inversion processes is the influence of tectonic loading, which has not received much attention in
analogue modelling studies. Yet, the presence of a thick orogenic wedge covering a basin will have important consequences
for inversion processes (Granado et al., 2017; Kiss et al., 2020; Musso Piantelli et al., *in review*, Fig. 20). Another research
1875 topic to pursue is the effect of magma intrusion during inversion, as pioneered by Martínez et al. (2016; 2018). Moreover, the
healing of faults over the period between initial extension and subsequent compression could cause important differences in
fault reactivation (Hunfeld et al., 2020; Rudolf et al., 2021). Further attention could be dedicated to the inclusion of the
interactions between tectonics and surface processes (Graveleau and Dominguez, 2008; Graveleau et al., 2011, 2015;
Reitano et al., 2020, 2022; Strzeczynsky et al., 2021), which may also significantly affect inversion processes (section 4.6).
1880 In addition, 3D aspects of inversion can represent a fruitful avenue for further model studies, especially since basin inversion
has traditionally been modelled from a pseudo-2D point of view. Various modellers have indeed started to study complex 3D
inversion tectonics (e.g. Yamada and McClay 2004; Munteanu et al. 2014; Jara et al. 2015, 2018), but a whole new field of
play, so far to our knowledge only explored by Wang et al. (2017), is the inversion of pull-apart basins. Finally, changing
(fluid) pressure has been simulated in analogue models using air flow systems (Cobbold et al., 2001; Mougues and Cobbold,
1885 2003), which could perhaps serve to reproduce changes in pore fluid pressure that are known to have important effects
during inversion (Sibson, 1985; 1995, 2009).

- Frank Zwaan 22.5.22 12:06
Deleted: ,
- Frank Zwaan 29.6.22 15:52
Deleted: 2
- Frank Zwaan 26.6.22 11:45
Formatted: Font:Italic
- Frank Zwaan 9.5.22 20:41
Deleted: prep
- Frank Zwaan 28.6.22 23:36
Deleted: 19
- Frank Zwaan 29.6.22 14:05
Deleted: ,
- Frank Zwaan 9.5.22 19:49
Deleted: &
- Frank Zwaan 9.5.22 20:41
Deleted: l
- Frank Zwaan 22.5.22 12:07
Deleted: be
- Frank Zwaan 9.5.22 19:49
Deleted: &
- Frank Zwaan 22.6.22 15:21
Deleted: -

a) before inversion



b) after inversion



- | | | |
|---------------------|--|--|
| Alpine thrust wedge | syn-rift infill | active faults |
| post-rift infill | basement blocks/
brittle pre-tectonic units | wedge/basement motion
(translation) |

Figure 19. Inversion of the Doldenhorn Basin in the Swiss Alps, which was once a basin on the European passive margin of the Piemont-Ligurian Ocean, under a >10 km thick thrust wedge. The burial depth causes ductile, rather than brittle behaviour during inversion. Modified after Musso Piantelli et al. (*in review*).

Frank Zwaan 26.6.22 11:45

Formatted: Font:Italic

Frank Zwaan 9.5.22 20:42

Deleted: prep

7.2. Improved (applications of) model analysis techniques

In parallel with the [on-going](#) development of modelling methods, techniques to analyze analogue models have significantly improved as well, [following the](#) general shift in the analogue [modelling](#) community from producing qualitative model results to quantification of these results. So far, [several of the more advanced](#) analysis techniques have only been sparsely applied to monitor and analyze basin inversion models. We propose that all tectonic modelling laboratories strive to develop the capabilities for combined use of DIC techniques, topography analysis and systematic cross-sectioning.

Frank Zwaan 29.6.22 22:44
Deleted: - ... [104]
Frank Zwaan 13.5.22 19:19
Deleted: ongoing
Frank Zwaan 29.6.22 14:07
Deleted: marking the
Frank Zwaan 29.6.22 14:08
Deleted: various

DIC and topography analysis have indeed become standard techniques in the analogue modelling community over the past years. New developments not only provide detailed insights into displacements and strain ([Zwaan et al., 2021, 2022](#); [Schmid et al., 2022](#)), but also allow an analysis of the type of faulting (normal, reverse or strike-slip, [Broerse et al. 2021](#); [Krstekanić et al., 2021](#)). However, DIC methods have so far only seen very limited use in basin inversion models ([Wang et al., 2017](#); [Dooley and Hudec, 2020](#); [Richetti et al., in prep](#)). Similarly, topography analysis, although routinely applied in tectonic laboratories (section 3.6.3), has [only sporadically](#) featured in basin inversion studies, [even though straightforward and affordable systems for 3D surface reconstruction are constantly being developed by the video gaming industry \(e.g. Rincón et al. 2020, and references therein\)](#). Therefore, we urge (basin inversion) modellers to adopt these powerful analysis techniques in future studies.

Frank Zwaan 9.5.22 20:50
Deleted: Schmid et al. 2021;
Frank Zwaan 21.6.22 17:07
Deleted: a, b
Frank Zwaan 9.5.22 19:49
Deleted: &
Frank Zwaan 22.6.22 15:24
Deleted: been relatively seldomly

Cross-sectioning has been widely used in inversion modelling works (section 2.6.2). Wherever possible, these cross-sections could be used to create 3D representations of the internal model structural architecture ([Ferrer et al. 2016](#), [Roma et al. 2018a, b](#), [Dooley and Hudec, 2020](#), Fig. 7d). Perhaps even better is the use of CT-scanning for analogue model analysis, which has been applied to a surprising degree in basin inversion studies. Next to the detailed 3D analysis of the evolution of model-internal structures ([Konstantinovskaya et al., 2007](#), [Chauvin et al., 2018](#), [Fedorik et al., 2019](#); [Lathrop et al., in prep](#)), such CT data also allow for advanced 3D DIC analysis, or Digital Volume Correlation (DVC), yielding unique quantified constraints on model-internal displacements in 3D ([Adam et al., 2013](#); [Zwaan et al., 2018a](#); [Poppe et al., 2019](#); [Schmid et al. 2022](#)).

Frank Zwaan 22.6.22 15:34
Deleted: .

Frank Zwaan 9.5.22 19:49
Deleted: &

Other (novel) methods that have been recently applied to the analysis of analogue models, and which would be highly interesting for basin inversion models as well, are the measurement of local stresses in the model by means of stress-sensitive beads ([Daniels et al., 2017](#); [Ladd and Reber, 2020](#)). It would also be possible to monitor stress through sensors on the model sides ([Reber et al., 2014](#); [Herbert et al., 2015](#); [Ritter et al., 2018a, b](#)), or even within the model ([Nieuwland et al., 2000](#); [Moulas et al., 2019](#)). Finally, recent workers have pioneered how the reorientation of initially randomly distributed magnetic particles may reveal strain in models ([Almqvist and Koyi, 2018](#); [Schöfisch et al., 2021](#)). As new analysis techniques are being developed in the analogue modelling community, these could be readily applied to basin inversion

Frank Zwaan 9.5.22 19:49
Deleted: &

Frank Zwaan 9.5.22 19:49
Deleted: &

1955 studies. A powerful means to contact experts, set up collaborations and gain access to new methods, or to share analogue modelling knowledge in general, is the EU-funded EPOS Multi-scale laboratories network (<https://www.epos-eu.org/tcs/multi-scale-laboratories>).

Frank Zwaan 26.6.22 11:45
Formatted: No underline, Font color: Auto

1960 Considerable improvements can be made by routinely integrating analogue modelling efforts with numerical studies and [methods](#). Not only does the combined use of analogue and numerical modelling [methods](#) provide more robust results (section [5.2](#)), the scripts and algorithms used to process and quantify deformation in numerical models can [also](#) be used for the analysis of (quantified) data derived from analogue models. An intriguing opportunity would be the application of machine learning techniques (Corbi et al., 2019) for the semi-automatic analysis of analogue models. By doing so, modellers can truly bring together the best of both modelling worlds.

Frank Zwaan 29.6.22 14:10
Deleted: techniques
Frank Zwaan 13.5.22 19:20
Deleted: 6
Frank Zwaan 22.6.22 15:41
Deleted: often
Frank Zwaan 28.6.22 18:32
Deleted:

7.3. Benchmarking

1965 Directly comparing the results from different analogue modelling studies is often challenging, due to the many small and larger differences in model set-up, materials and applied boundary conditions. And even if researchers aim to run the exact same model, some differences between the model results are to be expected due to variations in handling techniques or laboratory conditions (Krantz, 1991b; Lohrmann et al., 2003; Schreurs et al., 2006, 2016; Maillot, 2013; Klinkmüller et al., 2016; Rudolf et al., 2016; Schmid et al., 2020). The overviews presented in this review should therefore be taken as a guide, and the reader is referred to the specific studies for more details on the original model results.

Frank Zwaan 9.5.22 20:43
Deleted: ;

1975 Nevertheless, in order to distinctively determine the relative importance of set-ups, materials and model parameters, systematic comparisons and benchmarking efforts, such as those done for thrust wedges and rifting (Souloumiac et al. 2012; Schreurs et al., 2006, 2016; Zwaan et al., 2019), are needed. Within the field of analogue modelling of basin inversion, there is a great need for benchmarking, as virtually no such efforts have been published. Instead, most studies are focussed on the study of a specific set-up, or aim to unravel the structural history of a natural example. The generalized overviews presented in this review may count as a first stimulus for such a benchmark, but [will](#) need to be supported by systematic modelling efforts with standardized set-ups and methods.

Frank Zwaan 13.5.22 17:02
Deleted: ;
Frank Zwaan 29.6.22 14:11
Deleted: ;
Frank Zwaan 29.6.22 14:11
Deleted: ;
Frank Zwaan 26.6.22 11:45
Formatted: Not Highlight

1980 Benchmarking efforts may also allow [us](#) to fill in the various knowledge gaps, as various combinations of model set-ups and materials have not been tested. Rerunning experiments in a systematic manner will also provide an opportunity for detailed analysis with state-of-the art methods (see section 7.3). Such improved analysis will yield a wealth of data and new insights that would otherwise remain unnoticed (compare e.g. Zwaan et al., 2020a with Schmid et al., 2022).

Frank Zwaan 26.6.22 11:45
Formatted: Not Highlight
Frank Zwaan 9.5.22 21:52
Deleted: !

7.4. Best practices

1995 | Finally, we would like to point out the responsibility of researchers to describe their research efforts in as much detail, as
possible. This includes the description of the model set-up, experimental materials and model preparation details, as well as
an extensive and systematic description of the original model results (see summary Table A1 in the Appendix). Such detailed
descriptions are crucial to ensure model reproducibility and to allow the reuse of established methods for future modelling
studies. Indeed, differences in handling methods and lab conditions can considerably affect model results (see section 7.3).
2000 Therefore, descriptions of methods and lab procedures should be as extensive and standardized as possible. Describing these
details is part of the general shift in analogue modelling over the years, from a qualitative research method to a gradually
more systematic, quantitative science as the techniques and methods steadily improved (Koyi, 1997; Ranalli, 2001; [Bonini et
al. 2012](#); Graveleau et al., 2012; Schellart [and Strak, 2016](#); [Di Giuseppe, 2018](#); [Reber et al., 2020](#); Zwaan [and Schreurs, in](#)
press). It is clear that not all details and results can always be included in the 20 or so pages of a scientific publication, but
2005 these can be published as supplementary materials, often in digital form, in parallel to the main scientific articles. Such
supplementary material can consist of written descriptions, schematic representations, systematic overviews as well as
photos and videos [of model results](#), and may be stored on the publication webpage, or could be stored in independent
repositories. These repositories should be organized according to the FAIR principles, so that the data will be openly
available to the community (e.g., GFZ Data Services, <https://dataservices.gfz-potsdam.de> has been routinely used for the
2010 storage of modelling results by members of the EPOS Multi-scale laboratories network). This would ideally be accompanied
by publishing the main article under an Open Access licence, making [all of](#) the research publicly available.

Frank Zwaan 29.6.22 14:12

Deleted: as

Frank Zwaan 29.6.22 14:12

Deleted: ed

Frank Zwaan 9.5.22 19:49

Deleted: &

Frank Zwaan 9.5.22 19:49

Deleted: &

Frank Zwaan 26.6.22 11:45

Formatted: No underline, Font color: Auto

8. Concluding remarks

Basin inversion is a great research topic for analogue modelling studies, and a thorough understanding of the processes
involved is of great importance to both science and society. In this review we provide an up-to-date summary of the state of
2015 analogue modelling of basin inversion processes. In addition to reviewing the past modelling efforts we also shed light on
future modelling challenges and identify a number of opportunities for follow-up research. It follows that basin inversion
modelling can continue to bring valuable new insights, providing a great incentive to continue our efforts in this field. We
therefore hope that this review paper will form an inspiration for future analogue modelling studies of basin inversion.

Table A1: Check-list of parameters to report when describing analogue models of tectonic processes

	Information be described / provided	Comments
1. Lab conditions	Temperature Humidity	
2. Model materials		
<i>2a. Brittle materials</i>	Material: bulk composition, mixture components Grain size: range and distribution For clay: water content Density (in model)	Specify the producer of the material(s) Depends on handling method (e.g. sieving, pouring, scraping), which needs to be specified
	Internal friction (peak, stable and reactivation) Cohesion	
<i>2b. Viscous materials</i>	Material: bulk composition, mixture components Density Viscosity Rheology (Newtonian, Power law) Temperature-dependency of rheology	Specify the producer of the material(s) May depend on model strain rate May depend on model strain rate
3. Model set-up and preparation	Deformation mechanism	Base plate set-up, backstop, etc.
	Model dimensions Model layering and layer thicknesses 2D and 3D variations in the model Sidewall and basal friction Methods to reduce boundary effects Scaling: parameters and calculations	Lateral variations, seeds, pre-cut faults, etc. Lubrication along sidewalls, etc.
4. Model run	Deformation: velocity, direction, duration Application of surface processes: type of sedimentary infill (material), methods of application, sedimentation/erosion intervals	Define any changes (in case of multiphase deformation models) including time between changes
5. Monitoring and analysis	(3D) photography: camera type, resolution, time-lapse intervals, number of cameras and orientation (top view or oblique view) Cross-sections: method, locations, spacing and orientation DIC: 2D or 3D, analysis interval, resolution, software Topography: method (laser scanning, photogrammetry), analysis interval, resolution, software CT-scanning: device, scanning intervals, resolution, software	In case of 3D "seismic" analysis: software
6. Results	Systematic overviews of model results: Top views, interpreted sections, topography maps, topography profiles, strain and displacement analysis (DIC), 3D internal analysis, CT data. Videos of model results: top view time lapse, topography, CT-imagery etc. Description of boundary effects Description of failed models	Either in main publication, or supplementary materials (e.g. a data publication with doi)

Frank Zwaan 30.6.22 14:39

Deleted: Acknowledgements - ... [105]

Frank Zwaan 30.6.22 14:39

Deleted: - ... [106]

Frank Zwaan 26.6.22 11:45

Formatted: Font:Bold, No underline, Font color: Black

Frank Zwaan 26.6.22 11:45

Formatted: Font:Bold, No underline, Font color: Black

Frank Zwaan 28.6.22 22:53

Deleted: cord

Frank Zwaan 28.6.22 22:53

Deleted: for

Author contribution

FZ prepared the manuscript with contributions from all co-authors.

Frank Zwaan 30.6.22 14:41
Formatted: Normal

Competing interests

The authors declare that they have no conflict of interest.

Frank Zwaan 30.6.22 14:40
Formatted: Normal

Acknowledgements

The Swiss National Science Foundation is acknowledged for providing funding for this research (grant 200021-178731, <http://p3.snf.ch/Project-178731>), and for covering the Open Access publication fees. M. Rudolf has been funded by Deutsche Forschungsgemeinschaft (DFG) through grant number 235221301 - CRC 1114 "Scaling Cascades in Complex Systems", Project B01 "Fault networks and scaling properties of deformation accumulation." Research of O. Ferrer has been supported by the SABREM research project (PID2020-117598GB-I00), funded by MCIN/ AEI /10.13039/501100011033. The idea of the review paper was sparked during an EPOS, multi-scale laboratories (MSL) community meeting, and we thank EPOS MSL (<https://www.epos-eu.org/tcs/multi-scale-laboratories>) for providing an excellent discussion platform for such collaborative efforts. We thank two anonymous reviewers for their constructive feedback, and we thank topical editor Virginia Toy for guiding the review process.

Frank Zwaan 30.6.22 14:40
Formatted: Normal

References

Abdelmalak, M. M., Dubois, C., Mourgues, R., Galland, O., Legland, J.-B., and Gruber, C.: Description of new dry granular materials of variable cohesion and friction coefficient: Implications for laboratory modeling of the brittle crust, Tectonophysics 684, 39-51, <http://dx.doi.org/10.1016/j.tecto.2016.03.003>, 2016.

Frank Zwaan 26.6.22 11:45
Formatted: Default Paragraph Font, English (UK)

Adam, J., Klinkmüller, M., Schreurs, G., and Wieneke, B.: Quantitative 3D strain analysis in analogue experiments simulating tectonic deformation: Integration of X-ray computed tomography and digital volume correlation techniques, J. Struct. Geol., 55, 127-149, <https://doi.org/10.1016/j.jsg.2013.07.011>, 2013.

Frank Zwaan 26.6.22 11:45
Formatted: Default Paragraph Font

Adam, J., Urai, J. L., Wieneke, B., Oncken, O., Pfeiffer, K., Kukowski, N., and Lohrmann, J.: Shear localisation and strain distribution during tectonic faulting — new insights from granular-flow experiments and high-resolution optical image correlation techniques, J. Struct. Geol., 27, 283-301, <https://doi.org/10.1016/j.jsg.2004.08.008>, 2005.

Frank Zwaan 29.6.22 14:14
Deleted: .

Frank Zwaan 26.6.22 11:45
Formatted: Default Paragraph Font

2060 [Agostini, A., Corti, G., Zeoli, A., and Mulugeta, G.: Evolution, pattern, and partitioning of deformation during oblique continental rifting: Inferences from lithospheric-scale centrifuge models, *Geochem. Geophys. Geosv.*, 10, Q11015, <https://doi.org/10.1029/2009GC002676>, 2009.](#)

2065 Allemand, P. and Brun, J.-P.: Width of continental rifts and rheological layering of the lithosphere, *Tectonophysics*, 188, 63–69, [https://doi.org/10.1016/0040-1951\(91\)90314-I](https://doi.org/10.1016/0040-1951(91)90314-I), 1991.

Allemand, P., Brun, J.-P., Davy P., and Van den Driessche, J.: Symétrie et asymétrie des rifts et mécanismes d'amincissement de la lithosphère, *Bull. Soc. géol. France*, 8, 445-451, <https://doi.org/10.2113/gssgfbull.V.3.445>, 1989.

2070 Almqvist, B. S. G. and Koyi, H.: Bulk strain in orogenic wedges based on insights from magnetic fabrics in sandbox models, *Geology*, 46, 483-486, <https://doi.org/10.1130/G39998.1>, 2018.

Amilibia, A., McClay, K. R., Săbat, F., Muñoz, J. A., and Roca, E.: Analogue modelling of inverted oblique rift systems, *Geol. Acta*, 3, 251-271, <https://revistes.ub.edu/index.php/GEOACTA/article/view/105.000001395/4178>, 2005.

2075 [Angrand, P., Mouthereau, F., Masini, E., and Asti, R.: A reconstruction of Iberia accounting for Western Tethys–North Atlantic kinematics since the late-Permian–Triassic, *Solid Earth*, 11, 1313-1332, <https://doi.org/10.5194/se-11-1313-2020>, 2020.](#)

2080 [Arrajehi, A., McClusky, S., Reilinger, R., Daoud, M., Alchalbi, A., Ergintav, S., Gomez, F., Sholan, J., Bou-Rabee, F., Ogubazghi, G., Haileab, B., Fisseha, S., Asfaw, L., Mahmoud, S., Rayan, A., Bendik, R., and Kogan, L.: Geodetic constraints on present-day motion of the Arabian Plate: Implications for Red Sea and Gulf of Aden rifting, *Tectonics*, 29, TC3011, <https://doi.org/10.1029/2009TC002482>, 2010.](#)

2085 Arch, J., Maltman, A. J., and Knipe, R. J.: Shear zone geometries in experimentally deformed clays: the influence of water content, strain rate and primary fabric, *J. Struct. Geol.*, 10, 91-99, [https://doi.org/10.1016/0191-8141\(88\)90131-9](https://doi.org/10.1016/0191-8141(88)90131-9), 1988.

[Arthur, J. R. F., Dunstan, T., Al-Ani, Q. A. J., and Assadi, A.: Plastic deformation and failure of granular media, *Géotechnique*, 27, 53–74, <https://doi.org/10.1680/geot.1977.27.1.53>, 1977.](#)

2090 Badley, M. E., Price, J. D., and Backshall, L. C.: Inversion, reactivated faults and related structures: seismic examples from the southern North Sea, *Geol. Soc. Spec. Publ.*, 44, 201-219, <https://doi.org/10.1144/GSL.SP.1989.044.01.12>, 1989.

Frank Zwaan 26.6.22 11:45
Formatted: English (UK)

Frank Zwaan 22.5.22 12:18
Deleted:

Frank Zwaan 26.6.22 11:45
Formatted: Default Paragraph Font

Frank Zwaan 13.5.22 16:53
Deleted: doi:

Frank Zwaan 13.5.22 16:53
Deleted:

Frank Zwaan 26.6.22 11:45
Formatted: Default Paragraph Font

Frank Zwaan 26.6.22 11:45
Formatted: Default Paragraph Font

Frank Zwaan 13.5.22 16:52
Moved (insertion) [2]

Frank Zwaan 26.6.22 11:45
Formatted: Default Paragraph Font, English (UK)

Frank Zwaan 13.5.22 16:52
Moved up [2]: Angrand, P., Mouthereau, F., Masini, E., and Asti, R.: A reconstruction of Iberia accounting for Western Tethys–North Atlantic kinematics since the late-Permian–Triassic, *Solid Earth*, 11, 1313-1332, <https://doi.org/10.5194/se-11-1313-2020>, 2020.

Frank Zwaan 26.6.22 11:45
Formatted: Default Paragraph Font, English (UK)

Frank Zwaan 13.5.22 19:23
Deleted: ... [107]

Frank Zwaan 26.6.22 11:45
Formatted: Default Paragraph Font

Frank Zwaan 26.6.22 11:45
Formatted: Default Paragraph Font

Bahroudi, A., Koyi, H., and Talbot, C.J.: Effect of ductile and frictional *décollements* on style of extension, *J. Struct. Geol.*, 25, 1401-1423, [https://doi.org/10.1016/S0191-8141\(02\)00201-8](https://doi.org/10.1016/S0191-8141(02)00201-8), 2003.

Barrientos, B., Cerca, M., Carcía-Márquez, J., and Hernández-Bernal, C.: Three-dimensional displacement fields measured in a deforming granular-media surface by combined fringe projection and speckle photography, *J. Opt. A-Pure. Appl. Opt.*, 10, 10, <https://doi.org/10.1088/1464-4258/10/10/104027>, 2008.

Békési, E., Struijk, M., Bonté, D., Veldkamp, H., Limberger, J., Fokker, P.A., Vrijlandt, M., and Van Wees, J.-D.: An updated geothermal model of the Dutch subsurface based on inversion of temperature data, *Geothermics*, 88, 101880, <https://doi.org/10.1016/j.geothermics.2020.101880>, 2020.

Bellahsen, N. and Daniel, J.-M.: Fault reactivation control on normal fault growth: An experimental study, *J. Struct. Geol.*, 27, 769–780, <https://doi.org/10.1016/j.jsg.2004.12.003>, 2005.

Bellahsen, N., Daniel, J., Bollinger, L., and Burov, E.B.E.: Influence of viscous layers on the growth of normal faults: insights from experimental and numerical models, *J. Struct. Geol.*, 25, 1471–1485, [https://doi.org/10.1016/s0191-8141\(02\)00185-2](https://doi.org/10.1016/s0191-8141(02)00185-2), 2003.

Benes, V. and Scott, S.D.: Oblique rifting in the Havre Trough and its propagation into the continental margin of New Zealand: Comparison with analogue experiments, *Mar. Geophys. Res.*, 18, 189–201, <https://doi.org/10.1007/BF00286077>, 1996.

Beniest A., Willingshofer E., Sokoutis D., and Sassi W.: Extending continental lithosphere with lateral strength variations: effects on deformation localization and margin geometries, *Front. Earth Sci.*, 6, 148, <https://doi.org/10.3389/feart.2018.00148>, 2018.

Bonini, M.: Chronology of deformation and analogue modelling of the Plio-Pleistocene "Tiber Basin" implications for the evolution of the Northern Apennines (Italy), *Tectonophysics*, 285, 147-165, [https://doi.org/10.1016/S0040-1951\(97\)00189-3](https://doi.org/10.1016/S0040-1951(97)00189-3), 1998.

Bonini, M., Souriot, T., Boccaletti, M., and Brun, J.-P.: Successive orthogonal and oblique extension episodes in a rift zone: Laboratory experiments with application to the Ethiopian Rift, *Tectonics*, 16, 347-362, <https://doi.org/10.1029/96TC03935>, 1997.

Frank Zwaan 22.5.22 12:20
Deleted: de

Frank Zwaan 22.5.22 12:20
Deleted:

Frank Zwaan 26.6.22 11:45
Formatted: Default Paragraph Font

Frank Zwaan 26.6.22 11:45
Formatted: Default Paragraph Font

Frank Zwaan 26.6.22 11:45
Formatted: Default Paragraph Font

Frank Zwaan 26.6.22 11:45
Formatted: Default Paragraph Font

Frank Zwaan 26.6.22 11:45
Formatted: Default Paragraph Font

Frank Zwaan 27.6.22 23:25
Deleted:

Frank Zwaan 26.6.22 11:45
Formatted: Default Paragraph Font

Frank Zwaan 26.6.22 11:45
Formatted: Font:Not Italic, English (UK)

Frank Zwaan 26.6.22 11:45
Formatted: English (UK)

Frank Zwaan 22.5.22 12:24
Deleted:

Frank Zwaan 26.6.22 11:45
Formatted: Default Paragraph Font

Unknown
Field Code Changed

Frank Zwaan 26.6.22 11:45
Formatted: English (UK)

Frank Zwaan 26.6.22 11:45
Formatted: English (UK)

Unknown
Field Code Changed

2145 Bonini, M., Sani, F., and Antonielli, B.: Basin inversion and contractional reactivation of inherited normal faults: A review based on previous and new experimental models, *Tectonophysics*, 522–523, 55–88, <https://doi.org/10.1016/j.tecto.2011.11.014>, 2012.

2150 Borderie, S., Graveleau, F., Witt, C., and Vendeville, B. C.: Impact of an interbedded viscous décollement on the structural and kinematic coupling in fold-and-thrust belts: Insights from analogue modeling, *Tectonophysics*, 722, 118–137. <https://doi.org/10.1016/j.tecto.2017.10.019>, 2018.

2155 Borderie, S., Vendeville, B. C., Graveleau, F., Witt, C., Dubois, P., Baby, P., and Calderon, Y.: Analogue modeling of large-transport thrust faults in evaporites-floored basins: Example of the Chazuta Thrust in the Huallaga Basin, Peru, *J. Struct. Geol.*, 123, 1–17, <https://doi.org/10.1016/j.jsg.2019.03.002>, 2019.

Bosworth, W. and Tari, G.: Hydrocarbon accumulation in basins with multiple phases of extension and inversion: Examples from the Western Desert (Egypt) and the western Black Sea, *Solid Earth*, 12, 59–77, <https://doi.org/10.5194/se-12-59-2021>, 2021.

2160 Boutelier, D. and Oncken, O.: 3-D thermo-mechanical laboratory modeling of plate-tectonics: Modeling scheme, technique and first experiments, *Solid Earth*, 2, 35–51, <https://doi.org/10.5194/se-2-35-2011>, 2011.

Boutelier, D., Oncken, O., and Cruden, S.: Fore-arc deformation at the transition between collision and subduction: Insights from 3-D thermomechanical laboratory experiments, *Tectonics* 31, TC2015, <https://doi.org/10.1029/2011TC003060>, 2012.

2165 Boutelier, D., Schrank, C., and Regenauer-Lieb, K.: 2-D finite displacements and finite strain from PIV analysis of plane-strain tectonic analogue models, *Solid Earth*, 10, 1123–1139, <https://doi.org/10.5194/se-10-1123-2019>, 2019.

2170 Boutoux, A., Biraud, A., Facenna, C., Ballato, P., Rossetti, F., and Blanc, F.: Slab folding and surface deformation of the Iran mobile belt, *Tectonics*, 40, e2020TC006300, <https://doi.org/10.1029/2020TC006300>, 2021.

Broerse, T., Krstekanić, N., Kasbergen, C., and Willingshofer, E.: Mapping and classifying large deformation from digital imagery: application to analogue models of lithosphere deformation, *Geophys. J. Int.*, 226, 984–1017, <https://doi.org/10.1093/gji/ggab120>, 2021.

2175 Brun, J.-P.: Narrow rifts versus wide rifts: inferences for the mechanics of rifting from laboratory experiments, *Phil. Trans. R. Soc. Lond. A*, 357, 695–712, <https://doi.org/10.1098/rsta.1999.0349>, 1999.

- Frank Zwaan 26.6.22 11:45
Formatted: Default Paragraph Font
- Frank Zwaan 26.6.22 11:45
Formatted: Default Paragraph Font
- Frank Zwaan 26.6.22 11:45
Formatted: English (UK)
- Frank Zwaan 26.6.22 11:45
Formatted: English (UK)
- Frank Zwaan 26.6.22 11:45
Formatted: English (UK)
- Frank Zwaan 26.6.22 11:45
Formatted: Default Paragraph Font
- Frank Zwaan 26.6.22 11:45
Formatted: Default Paragraph Font
- Frank Zwaan 22.5.22 12:25
Deleted: .
- Frank Zwaan 22.5.22 12:25
Deleted: .
- Frank Zwaan 26.6.22 11:45
Formatted: Default Paragraph Font
- Frank Zwaan 26.6.22 11:45
Formatted: Default Paragraph Font
- Frank Zwaan 13.5.22 21:06
Formatted: No bullets or numbering
- Frank Zwaan 26.6.22 11:45
Formatted: Font:Not Italic, English (UK)
- Frank Zwaan 26.6.22 11:45
Formatted: English (UK)
- Frank Zwaan 26.6.22 11:45
Formatted: Font:Not Italic, English (UK)
- Frank Zwaan 26.6.22 11:45
Formatted: English (UK)
- Frank Zwaan 26.6.22 11:45
Formatted: English (UK)
- Frank Zwaan 26.6.22 11:45
Formatted: English (UK)
- Frank Zwaan 13.5.22 20:35
Deleted: A
- Frank Zwaan 26.6.22 11:45
Formatted: Default Paragraph Font
- Frank Zwaan 26.6.22 11:45
Formatted: Default Paragraph Font

2185	Brun, J.-P.: Deformation of the continental lithosphere: Insights from brittle-ductile models, Geol. Soc. Spec. Publ., 200, 355-370, https://doi.org/10.1144/GSL.SP.2001.200.01.20 , 2002.	<div style="background-color: #4a7ebb; color: white; padding: 2px;">Frank Zwaan 26.6.22 11:45</div> <div style="background-color: #4a7ebb; color: white; padding: 2px;">Formatted: Default Paragraph Font</div> <div style="background-color: #4a7ebb; color: white; padding: 2px;">Deleted: .</div>
2190	Brun, J.-P. and Beslier, M. O.: Mantle exhumation at passive margins, Earth Planet. Sci. Lett., 142, 161–173. https://doi.org/10.1016/0012-821x(96)00080-5 , 1996.	<div style="background-color: #4a7ebb; color: white; padding: 2px;">Frank Zwaan 29.6.22 14:41</div> <div style="background-color: #4a7ebb; color: white; padding: 2px;">Formatted: Default Paragraph Font</div> <div style="background-color: #4a7ebb; color: white; padding: 2px;">Deleted: .</div>
2195	Brun, J.-P. and Nalpas, T.: Graben inversion in nature and experiments, Tectonics, 15, 677-687, https://doi.org/10.1029/95TC03853 , 1996.	<div style="background-color: #4a7ebb; color: white; padding: 2px;">Frank Zwaan 27.6.22 23:27</div> <div style="background-color: #4a7ebb; color: white; padding: 2px;">Formatted: Default Paragraph Font</div> <div style="background-color: #4a7ebb; color: white; padding: 2px;">Deleted: .</div>
2200	Brun, J.-P. and Tron, V.: Development of the North Viking Graben: inferences from laboratory modelling, Sediment. Geol., 86, 31–51. https://doi.org/10.1016/0037-0738(93)90132-O , 1993.	<div style="background-color: #4a7ebb; color: white; padding: 2px;">Frank Zwaan 26.6.22 11:45</div> <div style="background-color: #4a7ebb; color: white; padding: 2px;">Formatted: Default Paragraph Font</div> <div style="background-color: #4a7ebb; color: white; padding: 2px;">Deleted: .</div>
2205	Brune, S., Corti, G., and Ranalli, G.: Controls of inherited lithospheric heterogeneity on rift linkage: Numerical and analogue models of interaction between the Kenyan and Ethiopian rifts across the Turkana depression, Tectonics, 36, 1767–1786, https://doi.org/10.1002/2017TC004739 , 2017.	<div style="background-color: #4a7ebb; color: white; padding: 2px;">Frank Zwaan 26.6.22 11:45</div> <div style="background-color: #4a7ebb; color: white; padding: 2px;">Formatted: Default Paragraph Font</div> <div style="background-color: #4a7ebb; color: white; padding: 2px;">Deleted: .</div>
2210	Brune, S., Williams, S. E., Butterworth, N. P., and Müller, R. D.: Abrupt plate accelerations shape rifted continental margins, Nature, 536, 201-204, https://doi.org/10.1038/nature18319 , 2016.	<div style="background-color: #4a7ebb; color: white; padding: 2px;">Frank Zwaan 26.6.22 11:45</div> <div style="background-color: #4a7ebb; color: white; padding: 2px;">Formatted: Default Paragraph Font</div> <div style="background-color: #4a7ebb; color: white; padding: 2px;">Deleted: .</div>
2215	Brune, S., Williams, S. E., and Müller, R. D.: Oblique rifting: the rule, not the exception, Solid Earth, 9, 1187-1206, https://doi.org/10.5194/se-9-1187-2018 , 2018.	<div style="background-color: #4a7ebb; color: white; padding: 2px;">Frank Zwaan 26.6.22 11:45</div> <div style="background-color: #4a7ebb; color: white; padding: 2px;">Formatted: English (UK)</div> <div style="background-color: #4a7ebb; color: white; padding: 2px;">Deleted: .</div>
2220	Buchanan, P. G. and McClay, K. R.: Sandbox experiments of inverted listric and planar fault systems, Tectonophysics, 188, 97–115. https://doi.org/10.1016/0040-1951(91)90317-L , 1991.	<div style="background-color: #4a7ebb; color: white; padding: 2px;">Frank Zwaan 26.6.22 11:45</div> <div style="background-color: #4a7ebb; color: white; padding: 2px;">Formatted: Default Paragraph Font</div> <div style="background-color: #4a7ebb; color: white; padding: 2px;">Deleted: .</div>
2225	Buchanan, P. G. and McClay, K. R.: Experiments on basin inversion above reactivated domino faults, Mar. Pet. Geol., 9, 486–500, https://doi.org/10.1016/0264-8172(92)90061-I , 1992.	<div style="background-color: #4a7ebb; color: white; padding: 2px;">Frank Zwaan 26.6.22 11:45</div> <div style="background-color: #4a7ebb; color: white; padding: 2px;">Formatted: Default Paragraph Font</div> <div style="background-color: #4a7ebb; color: white; padding: 2px;">Deleted: .</div>
2230	Buchanan, J. G. and Buchanan, P. G. (Eds): Basin Inversion, Geol. Soc. Spec. Publ., 88, Geological Society, London, UK, 596 pp., https://doi.org/10.1144/GSL.SP.1995.088.01.30 , 1995.	<div style="background-color: #4a7ebb; color: white; padding: 2px;">Frank Zwaan 29.6.22 15:08</div> <div style="background-color: #4a7ebb; color: white; padding: 2px;">Formatted: Default Paragraph Font</div> <div style="background-color: #4a7ebb; color: white; padding: 2px;">Deleted: .</div>
2235	Buck, W. R.: Modes of continental lithospheric extension, J. Geophys. Res., 96, 20161. https://doi.org/10.1029/91JB01485 , 1991.	<div style="background-color: #4a7ebb; color: white; padding: 2px;">Frank Zwaan 26.6.22 11:45</div> <div style="background-color: #4a7ebb; color: white; padding: 2px;">Formatted: Default Paragraph Font</div> <div style="background-color: #4a7ebb; color: white; padding: 2px;">Deleted: .</div>

2225 Buiter, S. J. H.: A review of brittle compressional wedge models, *Tectonophysics*, 530-531, 1-17, <https://doi.org/10.1016/j.tecto.2011.12.018>, 2012.

Buiter, S. J. H. and Pfiffner, O. A.: Numerical models of the inversion of half-graben basins, *Tectonics*, 22, 1057, <https://doi.org/10.1029/2002TC001417>, 2003.

2230 Buiter, S. J. H., Babeyko, A. Y., Ellis, S., Gerya, T. V., Kaus, B. J. P., Kellner, A., Schreurs, G., and Yamada, Y.: The numerical sandbox: Comparison of model results for a shortening and an extension experiment, *Geol. Soc. Spec. Publ.*, 253, 29-64, <https://doi.org/10.1144/GSL.SP.2006.253.01.02>, 2006.

Buiter, S. J. H., Huismans, R. S., and Beaumont, C.: Dissipation analysis as a guide to mode selection during crustal extension and implications for the styles of sedimentary basins, *J. Geophys. Res.*, 113, B06406, <https://doi.org/10.1029/2007JB005272>, 2008.

2235 Buiter, S. J. H., Pfiffner, O. A., and Beaumont, C.: Inversion of extensional sedimentary basins: A numerical evaluation of the localisation of shortening, *Earth Planet. Sci. Lett.*, 288, 492-504, <https://doi.org/10.1016/j.epsl.2009.10.011>, 2009.

2240 Buiter, S. J. H., Schreurs, G., Albertz, M., Gerya, T. V., Kaus, B., Landry, W., le Pourhiet, L., Mishin, Y., Egholm, D. L., Cooke, M., Maillot, B., Thiuelot, C., Crook, T., May, D., Souloumiac, P., and Beaumont, C.: Benchmarking numerical models of brittle thrust wedges, *J. Struct. Geol.*, 92, 140-177, <http://dx.doi.org/10.1016/j.jsg.2016.03.003>, 2016.

2245 Burliga, S., Koyi, H. A., and Chemia, Z.: Analogue and numerical modelling of salt supply to a diapiric structure rising above an active basement fault, *Geol. Soc. Spec. Publ.*, 363, 395-408, <http://dx.doi.org/10.1144/SP363.18>, 2012a.

Burliga, S., Koyi, H. A., and Krzywiec, P.: Modelling cover deformation and decoupling during inversion, using the Mid-Polish Trough as a case study, *J. Struct. Geol.*, 42, 62-73, <https://doi.org/10.1016/j.jsg.2012.06.013>, 2012b.

2250 Burov, E. B. E. and Cloetingh, S.: Post-Rift Evolution of Extensional Basins, *Earth Planet. Sci. Lett.*, 150, 7-26, [https://doi.org/10.1016/S0012-821X\(97\)00069-1](https://doi.org/10.1016/S0012-821X(97)00069-1), 1997.

Byerlee, J.: Friction of Rocks, *Pure Appl. Geophys.*, 116, 615-626, <https://doi.org/10.1007/BF00876528>, 1978.

- Frank Zwaan 29.6.22 14:18
Formatted: English (US)
- Frank Zwaan 6.5.22 16:38
Deleted: Tecotnics
- Frank Zwaan 26.6.22 11:45
Formatted: English (UK)
- Frank Zwaan 26.6.22 11:45
Formatted: Default Paragraph Font
- Frank Zwaan 22.5.22 12:27
Deleted: .
- Frank Zwaan 26.6.22 11:45
Formatted: Default Paragraph Font
- Frank Zwaan 29.5.22 01:03
Deleted:
- Frank Zwaan 26.6.22 11:45
Formatted: English (UK)
- Frank Zwaan 26.6.22 11:45
Formatted: Default Paragraph Font
- Frank Zwaan 26.6.22 11:45
Formatted: English (UK)
- Frank Zwaan 26.6.22 11:45
Formatted: Default Paragraph Font
- Frank Zwaan 26.6.22 11:45
Formatted: English (UK)
- Frank Zwaan 26.6.22 11:45
Formatted: Default Paragraph Font, English (UK)
- Frank Zwaan 26.6.22 11:45
Formatted: English (UK)
- Frank Zwaan 28.6.22 22:34
Formatted: English (US)
- Frank Zwaan 26.6.22 11:45
Formatted: Default Paragraph Font
- Frank Zwaan 26.6.22 11:45
Formatted: Default Paragraph Font
- Frank Zwaan 26.6.22 11:45
Formatted: English (UK)
- Frank Zwaan 26.6.22 11:45
Formatted: Default Paragraph Font
- Frank Zwaan 26.6.22 11:45
Formatted: English (UK)

2260 Cadell, H. M.: Experimental researches in mountain building, Transactions of the Royal Society of Edinburgh, 35, 337–357, <https://doi.org/10.1017/S0080456800017658>, 1889.

2265 Caër, T., Maillot, B., Souloumiac, P., Leturmy, P., Frizon de Lamotte, D., and Nussbaum, C.: Mechanical validation of balanced cross-sections: The case of the Mont Terri anticline at the Jura front (NW Switzerland), J. Struct. Geol., 75, 32–48, <https://doi.org/10.1016/j.jsg.2015.03.009>, 2015.

Calignano, E., Sokoutis, D., Willingshofer, E., Brun, J.-P., Gueydan, F., and Cloetingh, S.: Oblique contractional reactivation of inherited heterogeneities: Cause for arcuate orogens, Tectonics, 36, 542–558, <https://doi.org/10.1002/2016TC004424>, 2017.

2270 Calignano, E., Sokoutis, D., Willingshofer, E., Gueydan, F., and Cloetingh, S.: Asymmetric vs. symmetric deep lithospheric architecture of intra-plate continental orogens, Earth Planet. Sci. Lett., 424, 38–50, <https://doi.org/10.1016/j.epsl.2015.05.022>, 2015.

2275 Cerca, M., Ferrari, L., Corti, G., Bonini, M., and Manetti, P.: Analogue model of inversion tectonics explaining the structural diversity of Late Cretaceous shortening in southwestern Mexico, Lithosphere, 2, 172–187, <https://doi.org/10.1130/L48.L1.2010>.

Chauvin, B. P., Lovely, P. J., Stockmeyer, J. M., Plesch, A., Caumon, G., and Shaw, J. H.: Validating novel boundary conditions for three-dimensional mechanics-based restoration: An extensional sandbox model example, AAPG Bull., 102, 245–256, <https://doi.org/10.1306/0504171620817154>, 2018.

2280 Chemenda, A., Déverchère, J., and Calais, E.: Three-dimensional laboratory modelling of rifting: Application to the Baikal Rift, Russia, Tectonophysics, 356, 253–273, [https://doi.org/10.1016/S0040-1951\(02\)00389-X](https://doi.org/10.1016/S0040-1951(02)00389-X), 2002.

2285 Cobbold, P. R., Durand, S., Mourgues, R.: Sandbox modelling of thrust wedges with fluid-assisted detachments, Tectonophysics, 334, 245–258, [https://doi.org/10.1016/S0040-1951\(01\)00070-1](https://doi.org/10.1016/S0040-1951(01)00070-1), 2001.

Colletta, B., Letouzey, J., Pinedo, R., Ballard, J. F., and Bale, P.: Computerized X-ray tomography analysis of sandbox models: examples of thin-skinned thrust systems, Geology, 19, 1063–1067, [https://doi.org/10.1130/0091-7613\(1991\)019<1063:CXRTAO>2.3.CO;2](https://doi.org/10.1130/0091-7613(1991)019<1063:CXRTAO>2.3.CO;2), 1991.

2290

Frank Zwaan 26.6.22 11:45
Formatted: English (UK)

Frank Zwaan 26.6.22 11:45
Formatted: English (UK)

Frank Zwaan 26.6.22 11:45
Formatted: English (UK)

Frank Zwaan 26.6.22 11:45
Formatted: English (UK)

Frank Zwaan 26.6.22 11:45
Formatted: Default Paragraph Font

Frank Zwaan 26.6.22 11:45
Formatted: Default Paragraph Font

Frank Zwaan 26.6.22 11:44
Deleted: .

Frank Zwaan 26.6.22 11:45
Formatted: Default Paragraph Font

Frank Zwaan 26.6.22 11:45
Formatted: English (UK)

Frank Zwaan 26.6.22 11:45
Formatted: Default Paragraph Font, English (UK)

Frank Zwaan 26.6.22 11:45
Formatted: English (UK)

Frank Zwaan 26.6.22 11:45
Formatted: Default Paragraph Font

Frank Zwaan 26.6.22 11:45
Formatted: English (UK)

Frank Zwaan 13.5.22 20:38
Deleted: ū

Frank Zwaan 26.6.22 11:45
Formatted: English (UK)

Frank Zwaan 22.5.22 12:29
Deleted: .

- 2295 Cooper, M. A. and Williams, G. D. (Eds.): Inversion tectonics, Geol. Soc. Spec. Publ., 44, Geological Society, London, UK, 375 pp., <https://doi.org/10.1144/GSL.SP.1989.044.01.25>, 1989.
- 2300 Cooper, M. and Warren, M. J.: The geometric characteristics, genesis and petroleum significance of inversion structures, Geol. Soc. Spec. Publ., 335, 827-846, <https://doi.org/10.1144/SP335.33>, 2010.
- 2305 Cooper, M. and Warren, M. J.: Inverted fault systems and inversion tectonic settings, in: Regional Geology and Tectonics, edited by: Scarselli, N., Adam, J., Chiarella, D., Roberts, D. G., and Bally, A. W., Elsevier, 169-204, <https://doi.org/10.1016/B978-0-444-64134-2.00009-2>, 2020.
- 2310 Cooper, M. A., Williams, G. D., De Graciansky, P. C., Murphy, R. W., Needham, T., De Paor, D., Stoneley, R., Todd, S. P., Turner, J. P. and Ziegler, P. A.: Inversion tectonics – a discussion, Geol. Soc. Spec. Publ., 44, 335-347, <https://doi.org/10.1144/GSL.SP.1989.044.01.18>, 1989.
- 2315 Corbi, F., Sandri, L., Bedford, J., Funicello, F., Brizzi, S., Rosenau, M., and Lallemand, S.: Machine learning can predict the timing and size of analog earthquakes, Geophys. Res. Lett., 46, 1303–1311, <https://doi.org/10.1029/2018GL081251>, 2019.
- 2320 Corti, G., Bonini, M., Conticelli, S., Innocenti, F., Manetti, P., and Sokoutis, D.: Analogue modelling of continental extension: A review focused on the relations between the patterns of deformation and the presence of magma, Earth-Sci. Rev., 63, 169–247, [https://doi.org/10.1016/S0012-8252\(03\)00035-7](https://doi.org/10.1016/S0012-8252(03)00035-7), 2003.
- 2325 Corti, G., Bonini, M., Sokoutis, D., Innocenti, F., Manetti, P., Cloetingh, S., and Mulugeta, G.: Continental rift architecture and patterns of magma migration: A dynamic analysis based on centrifuge models, Tectonics, 23, TC2012, <https://doi.org/10.1029/2003TC001561>, 2004.
- 2330 Corti, G., van Wijk, J.W., Cloetingh, S., and Morley, C.K.: Tectonic inheritance and continental rift architecture: Numerical and analogue models of the East African Rift system, Tectonics, 26, 1–13, <https://doi.org/10.1029/2006TC002086>, 2007.
- 2335 Cotton, J. T. and Koyi, H. A.: Modeling of thrust fronts above ductile and frictional detachments: Application to structures in the Salt Range and Potwar Plateau, Pakistan, GSA Bull., 112, 351-363, [https://doi.org/10.1130/0016-7606\(2000\)112<351:MOTFAD>2.0.CO;2](https://doi.org/10.1130/0016-7606(2000)112<351:MOTFAD>2.0.CO;2), 2000.
- 2340 Coulomb, C. A.: L'application des règles de maximis et minimis à quelques problèmes de statique, relatifs à l'architecture, Mémoires de Mathématique et de Physique, Academie Royale des Sciences, 7, 343–382, 1773.

Frank Zwaan 26.6.22 11:45
Formatted: Default Paragraph Font

Frank Zwaan 26.6.22 11:45
Formatted: English (UK)

Frank Zwaan 26.6.22 11:45
Formatted: English (UK)

Frank Zwaan 28.6.22 18:27
Deleted:

Frank Zwaan 22.5.22 12:30
Deleted:

Frank Zwaan 26.6.22 11:45
Formatted: Default Paragraph Font

Frank Zwaan 26.6.22 11:45
Formatted: Default Paragraph Font

Frank Zwaan 22.5.22 12:30
Deleted:

Frank Zwaan 26.6.22 11:45
Formatted: Default Paragraph Font

Frank Zwaan 26.6.22 11:45
Formatted: Default Paragraph Font

Frank Zwaan 26.6.22 11:45
Formatted: English (UK)

Frank Zwaan 13.5.22 20:39
Deleted:

Frank Zwaan 26.6.22 11:45
Formatted: English (UK)

Frank Zwaan 26.6.22 11:45
Formatted: English (UK)

Frank Zwaan 29.5.22 01:03
Deleted:

2335 Crook, A. J. L., Willson, S. M., Yu, J. G., and Owen, D. R. J.: Predictive modelling of structure evolution in sandbox experiments, *J. Struct. Geol.*, 28, 729-744, <https://doi.org/10.1016/j.jsg.2006.02.002>, 2006.

Cruz, L., Malinski, A., Tae, W. A., and Hilley, G.: Erosional control of the kinematics and geometry of fold-and-thrust belts imaged in a physical and numerical sandbox, *J. Geophys. Res.*, 115, B09404, <https://doi.org/10.1029/2010JB007472>, 2010.

2340 Dai, L., Li, S., Lou, D., Liu, X., Suo, Y., and Yu, S.: Numerical modeling of Late Miocene tectonic inversion in the Xihu Sag, East China Sea Shelf Basin, China, *J. Asian Earth Sci.*, 86, 25–37. <https://doi.org/10.1016/j.jseas.2013.09.033>, 2014.

2345 Daniels, K. E., Kollmer, J. E., and Puckett, J. G.: Photoelastic force measurements in granular materials, *Rev. Sci. Instrum.*, 88, 051808, <https://doi.org/10.1063/1.4983049>, 2017.

Deckers, J., Rombaut, B., Van Noten, K., and Vanneste, K.: Influence of inherited structural domains and their particular strain distributions on the Roer Valley graben evolution from inversion to extension, *Solid Earth*, 12, 345–361, <https://doi.org/10.5194/se-12-345-2021>, 2021.

2350 De Jager, J. and Geluk, M. C.: Petroleum Geology, in: *Geology of the Netherlands*, edited by Wong, Th.E., Batjes, D.A.J., and De Jager, J., Royal Netherlands Academy of Arts and Sciences, 241-264, https://www.researchgate.net/publication/312604683_2007.

2355 De Jager, J.: Inverted basins in the Netherlands, similarities and differences, *Neth. J. Geosci.*, 82, 355-366, <https://doi.org/10.1017/S0016774600020175>, 2003.

Del Ventisette, C., Montanari, D., Bonini, M., and Sani F.: Positive fault inversion triggering ‘intrusive diapirism’: an analogue modelling perspective, *Terra Nova*, 17, 478-485, <https://doi.org/10.1111/j.1365-3121.2005.00637.x>, 2005.

2360 Del Ventisette, C., Montanari, D., Sani, F., and Bonini, M.: Basin inversion and fault reactivation in laboratory experiments, *J. Struct. Geol.*, 28, 2067-2083, <https://doi.org/10.1016/j.jsg.2006.07.012>, 2006.

2365 Deng, H., Kyi, H. A., and Zhang, J.: Modelling oblique inversion of pre-existing grabens, *Geol. Soc. Spec. Publ.*, 487, 263-290, <https://doi.org/10.1144/SP487.5>, 2019.

Frank Zwaan 26.6.22 11:45
Formatted: English (UK)

Frank Zwaan 26.6.22 11:45
Formatted: Default Paragraph Font

Frank Zwaan 26.6.22 11:45
Formatted: English (UK)

Frank Zwaan 26.6.22 11:45
Formatted: Default Paragraph Font

Frank Zwaan 26.6.22 11:45
Formatted: English (UK)

Frank Zwaan 29.5.22 01:04
Deleted:

Frank Zwaan 26.6.22 11:45
Formatted: Default Paragraph Font, English (UK)

Frank Zwaan 26.6.22 11:45
Formatted: English (UK)

Frank Zwaan 26.6.22 11:45
Formatted: Default Paragraph Font, English (UK)

Frank Zwaan 26.6.22 11:45
Formatted: English (UK)

Frank Zwaan 27.6.22 23:29
Deleted:

Frank Zwaan 26.6.22 11:45
Formatted: Default Paragraph Font

Frank Zwaan 26.6.22 11:45
Formatted: Default Paragraph Font

Frank Zwaan 22.5.22 12:32
Deleted:

2370 Di Domenica, A., Bonini, L., Calamita, G., Toscani, G., Galuppo, C., and Seno, S.: Analogue modeling of positive inversion tectonics along differently oriented pre-thrusting normal faults: An application to the Central-Northern Apennines of Italy, *GSA Bull.*, 126, 943-955, <https://doi.org/10.1130/B31001.1>, 2014.

2375 Di Giuseppe, E., Funicello, F., Corbi, F., Ranalli, G., and Mojoli, G.: Gelatins as rock analogs: A systematic study of their rheological and physical properties, *Tectonophysics*, 473, 391-403, <https://doi.org/10.1016/j.tecto.2009.03.012>, 2009.

Di Giuseppe, E.: *Analogue Materials in Experimental Tectonics, Reference Module in Earth Systems and Environmental Sciences*, Elsevier, pp. 1-32, <https://doi.org/10.1016/B978-0-12-409548-9.10909-1>, 2018.

2380 Dilek, Y. and Furnes, H.: Ophiolite genesis and global tectonics: Geochemical and tectonic fingerprinting of ancient oceanic lithosphere, *GSA Bull.*, 123, 387-411, <https://doi.org/10.1130/B30446.1>, 2011.

2385 Dooley, T., McClay, K. R., and Pascoe, R.: 3D analogue models of variable displacement extensional faults: applications to the Revfallet Fault system, offshore mid-Norway, *Geol. Soc. Spec. Publ.*, 212, 151-167, <https://doi.org/10.1144/GSL.SP.2003.212.01.10>, 2003.

Dooley, T. P. and Hudec, M. R.: Extension and inversion of salt-bearing rift systems, *Solid Earth*, 11, 1187-1204, <https://doi.org/10.5194/se-11-1187-2020>, 2020.

2390 Doornenbal, J. C., Kombrink, H., Bouroullec, R., Dalman, R. A. F., De Bruin, G., Geel, C. R., Houben, A. J. P., Jaarsma, B., Juez-Larré, J., Kortekaas, M., Mijnlief, H. F., Nelskamp, S., Pharaoh, T. C., Ten Veen, J. H., Ter Borgh, M., Van Ojik, K., Verreussel, R. M. C. H., Verweij, J. M., and Vis, G.-J., New insights on subsurface energy resources in the Southern North Sea Basin area, *Geol. Soc. Spec. Publ.*, 494, 233-268, <https://doi.org/10.1144/SP494-2018-178>, 2019.

2395 Doornenbal, H. and Stevenson, A. (Eds.): *Petroleum Geological Atlas of the Southern Permian Basin Area*, EAGE Publications b.v., Houten, <https://www.nlog.nl/southern-permian-basin-atlas>, 2010.

2400 Dubois, A., Odonne, F., Massonnat, G., Lebourg, T., and Fabre, R.: Analogue modelling of fault reactivation: tectonic inversion and oblique remobilisation of grabens, *J. Struct. Geol.*, 24, 1741-1752, [https://doi.org/10.1016/S0191-8141\(01\)00129-8](https://doi.org/10.1016/S0191-8141(01)00129-8), 2002.

Dumagin, E., Truche, L., and Donzé, F. V.: *Natural Hydrogen Exploration Guide*, Geonum Ed.: ISRN GEONUM-NST--2019-01--ENG, 16 pp, <https://www.researchgate.net/publication/330728855>, 2019.

Frank Zwaan 22.5.22 12:31
Deleted: .

Frank Zwaan 22.5.22 12:32
Deleted: 943-955

Frank Zwaan 22.5.22 12:32
Deleted: .

Frank Zwaan 26.6.22 11:45
Formatted ... [110]

Frank Zwaan 26.6.22 11:45
Formatted ... [111]

Frank Zwaan 26.6.22 11:45
Formatted ... [112]

Frank Zwaan 26.6.22 11:45
Formatted ... [113]

Frank Zwaan 26.6.22 11:45
Formatted ... [114]

Frank Zwaan 26.6.22 11:45
Formatted ... [115]

Frank Zwaan 26.6.22 11:45
Formatted ... [116]

Frank Zwaan 26.6.22 11:45
Formatted ... [117]

Frank Zwaan 26.6.22 11:45
Formatted ... [118]

Frank Zwaan 26.6.22 11:45
Formatted ... [119]

Frank Zwaan 26.6.22 11:45
Formatted ... [120]

Frank Zwaan 22.5.22 12:34
Deleted: .

Frank Zwaan 26.6.22 11:45
Formatted ... [121]

Frank Zwaan 26.6.22 11:45
Formatted ... [122]

Frank Zwaan 26.6.22 11:45
Formatted ... [123]

Frank Zwaan 26.6.22 11:45
Formatted ... [124]

Frank Zwaan 26.6.22 11:45
Formatted ... [125]

Frank Zwaan 26.6.22 11:45
Formatted ... [126]

Frank Zwaan 22.5.22 12:35
Deleted: .

Frank Zwaan 26.6.22 11:45
Formatted ... [127]

2410 Edwards, B., Kraft, T., Cauzzi, C., Kästli, P., and Wiener, S.: Seismic monitoring and analysis of deep geothermal projects in St Gallen and Basel, Switzerland, *Geophys. J. Int.*, 201, 1022-1039, <https://doi.org/10.1093/gji/ggv059>, 2015.

Eisenstadt, G. and Sims, D.: Evaluating sand and clay models: do rheological differences matter?, *J. Struct. Geol.*, 27, 1399-1412, <https://doi.org/10.1016/j.jsg.2005.04.010>, 2005.

2415 Eisenstadt, G. and Withjack, M. O.: Estimating inversion: results from clay models, *Geol. Soc. London, Spec. Publ.*, 88, 119-136, <http://dx.doi.org/10.1144/GSL.SP.1995.088.01.08>, 1995.

Eisermann, J. O., Göllner, P. L., and Riller, U.: Orogen-scale transpression accounts for GPS velocities and kinematic partitioning in the Southern Andes, *Commun. Earth Environ.*, 2, 167, <https://doi.org/10.1038/s43247-021-00241-4>, 2021.

2420 Ellis, S., Schreurs, G., and Panien, M.: Comparisons between analogue and numerical models of thrust wedge development, *J. Struct. Geol.*, 26, 1659-1675, <https://doi.org/10.1016/j.jsg.2004.02.012>, 2004.

2425 Erratt, D., Thomas, G. M., and Wall, G. R. T.: The evolution of the Central North Sea Rift, *Geol. Soc. Petrol. Conf. Ser.*, 5, 63-82, <https://doi.org/10.1144/0050063>, 1999.

Evans, D., Graham, C., Armour, A., and Bathurst, P. (Eds.): *The Millennium Atlas: Petroleum geology of the central and northern North Sea*, Geological Society of London, UK, 2003.

2430 Faul, U. U., Garapić, G., and Lugović, B.: Subcontinental rift initiation and ocean-continent transitional setting of the Dinarides and Vardar zone: Evidence from the Krivaja–Konjuh Massif, Bosnia and Herzegovina, *Lithos*, 202-203, 283-299, <https://doi.org/10.1016/j.lithos.2014.05.026>, 2014.

Fedorik, J., Zwaan, F., Schreurs, G., Toscani, G., Bonini, L., and Seno, S.: The interaction between strike-slip dominated fault zones and thrust belt structures: Insights from 4D analogue models, *J. Struct. Geol.*, 122, 89-105, <https://doi.org/10.1016/j.jsg.2019.02.010>, 2019.

Ferrer, O., McClay, K., and Sellier, N. C.: Influence of fault geometries and mechanical anisotropies on the growth and inversion of hanging-wall synclinal basins: insights from sandbox models and natural examples, *Geol. Soc. Spec. Publ.*, 439, 487-509, <http://doi.org/10.1144/SP439.8>, 2016.

2440

Frank Zwaan 26.6.22 11:45
Formatted: English (UK)

Frank Zwaan 26.6.22 11:45
Formatted: Default Paragraph Font

Frank Zwaan 26.6.22 11:45
Formatted: English (UK)

Frank Zwaan 22.5.22 12:35
Deleted: .

Frank Zwaan 22.5.22 12:35
Deleted: .

Frank Zwaan 22.5.22 12:35
Deleted: 1995.

Frank Zwaan 13.5.22 20:42
Deleted: . In: Buchanan, J.G., Buchanan, P.G. (eds) Basin Inversion.

Frank Zwaan 13.5.22 20:42
Deleted: Geological Society, London, Special Publications

Frank Zwaan 22.5.22 12:36
Deleted: .

Frank Zwaan 26.6.22 11:45
Formatted: Default Paragraph Font

Frank Zwaan 26.6.22 11:45
Formatted: English (UK)

Frank Zwaan 26.6.22 11:45
Formatted: Default Paragraph Font, English (UK)

Frank Zwaan 26.6.22 11:45
Formatted: English (UK)

Frank Zwaan 26.6.22 11:45
Formatted: English (UK)

Frank Zwaan 26.6.22 11:45
Formatted: Default Paragraph Font

Frank Zwaan 26.6.22 11:45
Formatted: Default Paragraph Font

Frank Zwaan 26.6.22 11:45
Formatted: English (UK)

Frank Zwaan 26.6.22 11:45
Formatted: Default Paragraph Font, English (UK)

Frank Zwaan 26.6.22 11:45
Formatted: English (UK)

Frank Zwaan 26.6.22 11:45
Formatted: Default Paragraph Font

2450 Ferrer, O., Carola, E., Bufaliza, N., McClay, K.: Analogue modeling approach to the inversion of domino-style basement fault systems involving pre-rift salt, Solid Earth, in prep.

2455 [Ferrer, O., Santolaria, P., Muñoz, J. A., Granado, P., Roca, E., Gratacós, O., and Snidero, M.: Analogue modeling as a tool to assist seismic structural interpretation in the Andean fold-and-thrust belt, in: Andean Structural Styles, edited by: Zomora, G. and Mora, A., Elsevier, 43-61, <https://doi.org/10.1016/B978-0-323-85175-6.00003-1>, 2022.](#)

Frasca, G., Gueydan, F., Brun, J.-P., and Monié, P.: Deformation mechanisms in a continental rift up to mantle exhumation. Field evidence from the western Betics, Spain, Mar. Petrol. Geol., 76, 310-328, <http://dx.doi.org/10.1016/j.marpetgeo.2016.04.020>, 2016.

2460 Gabrielsen, R. H., Sokoutis, D., Willingshofer, E., and Faleide, J. I.: Fault linkage across weak layers during extension: an experimental approach with reference to the Hoop Fault Complex of the SW Barents Sea, Petrol. Geosci., 22, 123-135, <https://doi.org/10.1144/petgeo2015-029>, 2016.

2465 Gartrell, A., Hudson, C., and Evans, B.: The influence of basement faults during extension and oblique inversion of the Makassar Straits rift system: Insights from analog models, AAPG Bull., 89, 495-506, <https://doi.org/10.1306/12010404018>, 2005.

2470 Gaucher, E. C.: New Perspectives in the Industrial Exploration for Native Hydrogen, Elements, 16, 8-9, <https://doi.org/10.2138/gselements.16.1.8>, 2020.

Gibson, G. M. and Edwards, S.: Basin inversion and structural architecture as constraints on fluid flow and Pb-Zn mineralization in the Paleo-Mesoproterozoic sedimentary sequences of northern Australia, Solid Earth, 11, 1205-1226, <https://doi.org/10.5194/se-11-1205-2020>, 2020.

2475 [Gibson, G. M., Hutton, L. J., and Holzschuh, J.: Basin inversion and supercontinent assembly as drivers of sediment-hosted Pb-Zn mineralization in the Mount Isa region, northern Australia, J. Geol. Soc., 174, 773-786, <https://doi.org/10.1144/jgs2016-105>, 2017.](#)

2480 Glennie, K. W. and Boegner, P. L. E.: Sole Pit inversion tectonics, in: Petroleum Geology of the Continental Shelf of North-West Europe, edited by: Illing, L. V. and Hobson, G. D., Institute of Petroleum, London, UK, 110-120, 1981.

- Frank Zwaan 26.6.22 11:45
Formatted: English (UK)
- Frank Zwaan 26.6.22 11:45
Formatted: English (UK)
- Frank Zwaan 26.6.22 11:45
Formatted: English (UK)
- Frank Zwaan 6.5.22 16:41
Deleted: -
- Frank Zwaan 26.6.22 11:45
Formatted: Default Paragraph Font
- Frank Zwaan 26.6.22 11:45
Formatted: English (UK)
- Frank Zwaan 26.6.22 11:45
Formatted: Default Paragraph Font
- Frank Zwaan 26.6.22 11:45
Formatted: English (UK)
- Frank Zwaan 26.6.22 11:45
Formatted: Default Paragraph Font, English (UK)
- Frank Zwaan 26.6.22 11:45
Formatted: English (UK)
- Frank Zwaan 28.6.22 18:32
Deleted:
- Frank Zwaan 26.6.22 11:45
Formatted: English (UK)
- Frank Zwaan 26.6.22 11:45
Formatted: Default Paragraph Font
- Frank Zwaan 26.6.22 11:45
Formatted: Default Paragraph Font, English (UK)
- Frank Zwaan 26.6.22 11:45
Formatted: English (UK)
- Frank Zwaan 26.6.22 11:45
Formatted: English (UK)
- Frank Zwaan 26.6.22 11:45
Formatted: English (UK)
- Frank Zwaan 26.6.22 11:45
Formatted: English (UK)
- Frank Zwaan 28.6.22 18:23
Deleted: w

Gomes, C.J.S., Filho, A.D., Posada, A.M.A., and Da Silva, A.C.: The role of backstop shape during inversion tectonics physical models, *Anais da Academia Brasileira de Ciências*, 82, 997-1012, <https://doi.org/10.1590/S0001-37652010000400021>, 2010.

2490 Gomes, C.J.S., Martins-Neto, M.A., and Ribeiro, V.A.: Positive inversion of extensional footwalls in the southern Serra do Espinhaço, Brazil – insights from sandbox laboratory experiments, *Anais da Academia Brasileira de Ciências*, 78, 331-334, <https://doi.org/10.1590/S0001-37652006000200012>, 2006.

2495 Goudswaard, W. and Jenyon, M.K.: Seismic atlas of structural and stratigraphic features. European Association of Exploration Geophysicists, 1988.

Gowers, M.B., Holtar, E., and Swenson, E.: The structure of the Norwegian Central Trough (Central Graben area), *Geol. Soc. Petrol. Conf. Ser.*, 4, 1245-1254, <https://doi.org/10.1144/0041245>, 1993.

2500 Granado, P. and Ruh, J.B.: Numerical modelling of inversion tectonics in fold-and-thrust belts, *Tectonophysics*, 763, 14-29, <https://doi.org/10.1016/j.tecto.2019.04.033>, 2019.

Granado, P., Ferrer, O., Muñoz, J.A., Thöny, W., and Strauss, P.: Basin inversion in tectonic wedges: Insights from analogue modelling and the Alpine-Carpathian fold-and-thrust belt, *Tectonophysics*, 703-704, 50-68, <http://dx.doi.org/10.1016/j.tecto.2017.02.022>, 2017.

2505 [Graveleau, F. and Dominguez, S.: Analogue modelling of the interaction between tectonics, erosion and sedimentation in foreland thrust belts, C. R. Geosci.](https://doi.org/10.1016/j.crte.2008.01.005), 340, 324-333, <https://doi.org/10.1016/j.crte.2008.01.005>, 2008.

2510 Graveleau, F., Hurtrez, J., Dominguez, S., and Malavieille, J.: A new experimental material for modeling relief dynamics and interactions between tectonics and surface processes, *Tectonophysics*, 513, 68-87, <https://doi.org/10.1016/j.tecto.2011.09.029>, 2011.

2515 Graveleau, F., Malavieille, J., Dominguez, S.: Experimental modelling of orogenic wedges: A review, *Tectonophysics*, 538-540, <https://doi.org/10.1016/j.tecto.2012.01.027>, 2012.

Graveleau, F., Strak, V., Dominguez, S., Malavieille, J., Chatton, M., Manighetti, I., and Petit, C.: Experimental modelling of tectonics-erosion-sedimentation interactions in compressional, extensional, and strike-slip settings, *Geomorphology*, 244, 146-168, <https://doi.org/10.1016/j.geomorph.2015.02.011>, 2015.

Frank Zwaan 26.6.22 11:45
Formatted: Default Paragraph Font

Frank Zwaan 26.6.22 11:45
Formatted: Default Paragraph Font

Frank Zwaan 13.5.22 20:43
Deleted: .

Frank Zwaan 13.5.22 20:44
Deleted: . 1988.

Frank Zwaan 13.5.22 20:44
Deleted: .

Frank Zwaan 26.6.22 11:45
Formatted: Default Paragraph Font

Frank Zwaan 26.6.22 11:45
Formatted: English (UK)

Frank Zwaan 26.6.22 11:45
Formatted: Default Paragraph Font, English (UK)

Frank Zwaan 26.6.22 11:45
Formatted: English (UK)

Frank Zwaan 29.6.22 15:54
Deleted: 7

Frank Zwaan 26.6.22 11:45
Formatted: English (UK)

Frank Zwaan 26.6.22 11:45
Formatted: Default Paragraph Font, English (UK)

Frank Zwaan 26.6.22 11:45
Formatted: English (UK)

Frank Zwaan 26.6.22 11:45
Formatted: English (UK)

Frank Zwaan 26.6.22 12:17
Formatted: English (UK)

Frank Zwaan 26.6.22 11:45
Formatted: English (UK)

Frank Zwaan 26.6.22 11:45
Formatted: English (UK)

Frank Zwaan 22.5.22 12:42
Deleted: .

Frank Zwaan 26.6.22 11:45
Formatted: Default Paragraph Font

Frank Zwaan 26.6.22 12:12
Deleted: 6

2530	<p>Groves, D. I. and Bierlein, F. P.: Geodynamic settings of mineral deposits, <i>J. Geol. Soc. London</i>, 164, 19-30, https://doi.org/10.1144/0016-76492006-065, 2007.</p>	<p>Formatted ... [128]</p> <p>Frank Zwaan 26.6.22 11:45</p> <p>Formatted ... [129]</p> <p>Frank Zwaan 26.6.22 11:45</p> <p>Formatted ... [130]</p> <p>Frank Zwaan 26.6.22 11:45</p>
2535	<p>Hagemann, S. G., Lisitsin, V. A., and Huston, D. L.: Mineral system analysis: Quo vadis, <i>Ore Geol. Rev.</i>, 76, 504-522, http://dx.doi.org/10.1016/j.oregeorev.2015.12.012, 2016.</p> <p>Hall, J. Sir.: On the vertical position and convolutions of certain strata and their relation with granite, <i>Transactions of the Royal Society of Edinburgh</i>, 7, 79-108, https://doi.org/10.1017/S0080456800019268, 1815.</p>	<p>Formatted ... [131]</p> <p>Frank Zwaan 26.6.22 11:45</p> <p>Formatted ... [132]</p> <p>Deleted: Royal Society of Edinburgh Transaction</p> <p>Frank Zwaan 9.5.22 21:23</p> <p>Deleted: s</p> <p>Unknown</p> <p>Field Code Changed ... [133]</p>
2540	<p>Hansen, D. L. and Nielsen S. B.: Why rifts invert in compression, <i>Tectonophysics</i>, 373, 5-24, https://doi.org/10.1016/S0040-1951(03)00280-4, 2003.</p> <p>Hansen, T. H., Clausen, O. R. and Andersen, K. J.: Thick- and thin-skinned basin inversion in the Danish Central Graben, North Sea – The role of deep evaporites and basement kinematics, <i>Solid Earth</i>, 12, 1719-1747, https://doi.org/10.5194/se-12-1719-2021, 2021.</p>	<p>Formatted ... [134]</p> <p>Frank Zwaan 26.6.22 11:45</p> <p>Formatted ... [135]</p> <p>Frank Zwaan 26.6.22 11:45</p> <p>Formatted ... [136]</p> <p>Frank Zwaan 26.6.22 11:45</p> <p>Formatted ... [137]</p>
2545	<p>Herbert, J. W., Cooke, M. L., Souloumiac, P., Madden, E. H., Mary, B. C. L., and Maillot, B.: The work of fault growth in laboratory sandbox experiments, <i>Earth Planet. Sci. Lett.</i>, 432, 95-102, http://dx.doi.org/10.1016/j.epsl.2015.09.046, 2015.</p> <p>Henza, A. A., Withjack, M. O., and Schlische, R. W.: Normal-fault development during two phases of non-coaxial extension: An experimental study, <i>J. Struct. Geol.</i>, 32, 1656–1667, https://doi.org/10.1016/j.jsg.2009.07.007, 2010.</p>	<p>Deleted: .</p> <p>Frank Zwaan 22.5.22 12:43</p> <p>Formatted ... [138]</p> <p>Frank Zwaan 26.6.22 11:45</p> <p>Formatted ... [139]</p> <p>Frank Zwaan 26.6.22 11:45</p> <p>Formatted ... [140]</p>
2550	<p>Henza, A. A., Withjack, M. O., and Schlische, R. W.: How do the properties of a pre-existing normal-fault population influence fault development during a subsequent phase of extension?, <i>J. Struct. Geol.</i>, 33, 1312–1324, https://doi.org/10.1016/j.jsg.2011.06.010, 2011.</p>	<p>Deleted: -</p> <p>Frank Zwaan 8.5.22 10:19</p> <p>Formatted ... [141]</p> <p>Frank Zwaan 26.6.22 11:45</p> <p>Formatted ... [142]</p>
2555	<p>Hubbert, M. K.: Theory of scaled models as applied to the study of geological structures, <i>Geol. Soc. Am. Bull.</i>, 48, 1459–1520, https://doi.org/10.1130/GSAB-48-1459, 1937.</p> <p>Hubbert, M. K.: Mechanical basis for certain familiar geologic structures, <i>GSA Bull.</i>, 62, 355-372, https://doi.org/10.1130/0016-7606(1951)62[355:MBFCFG]2.0.CO;2, 1951.</p>	<p>Formatted ... [143]</p> <p>Frank Zwaan 26.6.22 11:45</p> <p>Formatted ... [144]</p> <p>Frank Zwaan 26.6.22 11:45</p> <p>Formatted ... [145]</p>
	<p>Hunfeld, L. B., Chen, J., Hol, S., Niemeijer, A. R., Spiers, C. J.: Healing Behavior of Simulated Fault Gouges From</p>	<p>Formatted ... [146]</p>

2565 | the Groningen Gas Field and Implications for Induced Fault Reactivation, J. Geophys. Res.-Sol. Ea., 123, e2019JB018790,
<https://doi.org/10.1029/2019JB018790>, 2020.

Iaffa, D. N., Sábato, F., Bello, D., Ferrer, O., Mon, R., and Gutierrez, A. A.: Tectonic inversion in a segmented foreland basin
from extensional to piggy back settings: The Tucumán Basin in NW Argentina, J. S. Am. Earth Sci., 31, 457-474,
2570 | <https://doi.org/10.1016/j.jsames.2011.02.009>, 2011.

Jagger, L. J. and McClay, K.: Analogue modelling of inverted domino-style basement fault systems. Basin Research, 30,
363-381, <https://doi.org/10.1111/bre.12224>, 2016.

2575 | Jara, P., Likerman, J., Winocur, D., Ghiglione, M. C., Cristallini, E. O., Pinto, L., and Charrier, R.: Role of basin width
variation in tectonic inversion: insight from analogue modelling and implications for the tectonic inversion of the Abanico
Basin, 32°–34°S, Central Andes, Geol. Soc. Spec. Publ., 399, 83–107. <http://dx.doi.org/10.1144/SP399.7>, 2015.

2580 | Jara, P., Likerman, J., Charrier R., Herrera, S., Pinto L., Villarroel, M., and Winocur, D.: Closure type effects on the
structural pattern of an inverted extensional basin of variable width: Results from analogue models, J. S. Am. Earth Sci., 87,
157-173, <https://doi.org/10.1016/j.jsames.2017.10.018>, 2018.

Katz, R. F., Ragnarsson, R., and Bodenschatz, E.: Tectonic microplates in a wax model of sea-floor spreading, New J. Phys.,
7, 37, <https://doi.org/10.1088/1367-2630/7/1/037>, 2005.

2585 | Keep, M. and McClay, K.: Analogue modelling of multiphase rift systems, Tectonophysics 273, 239–270,
[https://doi.org/10.1016/S0040-1951\(96\)00272-7](https://doi.org/10.1016/S0040-1951(96)00272-7), 1997.

2590 | Keller, J. V. A. and McClay, K. R.: 3D sandbox models of positive inversion, Geol. Soc. Spec. Publ., 88, 137-146,
<https://doi.org/10.1144/GSL.SP.1995.088.01.09>, 1995.

Kiss, D., Duretz, T., and Schmalholz, S. M.: Tectonic inheritance controls nappe detachment, transport and stacking in the
Helvetic nappe system, Switzerland: insights from thermomechanical simulations, Solid Earth, 11, 287-305,
<https://doi.org/10.5194/se-11-287-2020>, 2020.

2595 | Klinkmüller, M., Schreurs, G., Rosenau, M., and Kemnitz, H.: Properties of granular analogue model materials: A
community wide survey, Tectonophysics, 684, 23–38, <https://doi.org/10.1016/j.tecto.2016.01.017>, 2016.

Frank Zwaan 26.6.22 11:45
Formatted: Default Paragraph Font,
English (UK)
Frank Zwaan 26.6.22 11:45
Formatted: English (UK)

Frank Zwaan 13.5.22 21:18
Deleted: 8

Frank Zwaan 26.6.22 11:45
Formatted: Default Paragraph Font

Frank Zwaan 26.6.22 11:45
Formatted: Default Paragraph Font

Frank Zwaan 22.5.22 12:44
Deleted: .

Frank Zwaan 26.6.22 11:45
Formatted: Default Paragraph Font

Frank Zwaan 26.6.22 11:45
Formatted: Default Paragraph Font

Frank Zwaan 26.6.22 11:45
Formatted: Default Paragraph Font

Frank Zwaan 26.6.22 11:45
Formatted: English (UK)

Frank Zwaan 26.6.22 11:45
Formatted: English (UK), Not Highlight

Frank Zwaan 26.6.22 11:45
Formatted: English (UK)

Frank Zwaan 26.6.22 11:45
Formatted: English (UK), Not Highlight

Frank Zwaan 26.6.22 11:45
Formatted: English (UK), Not Highlight

Frank Zwaan 26.6.22 11:45
Formatted: English (UK)

Frank Zwaan 26.6.22 11:45
Formatted: English (UK), Not Highlight

Frank Zwaan 26.6.22 11:45
Formatted: English (UK)

Frank Zwaan 9.5.22 21:11
Moved (insertion) [1]

Frank Zwaan 26.6.22 11:45
Formatted: Default Paragraph Font,
English (UK)

Frank Zwaan 26.6.22 11:45
Formatted: English (UK)

Konstantinovskaya, E.A., Harris, L.B., Poulin, J., and Ivanov, G.M.: Transfer zones and fault reactivation in inverted rift basins: Insights from physical modelling, *Tectonophysics* 441, 1-26, <https://doi.org/10.1016/j.tecto.2007.06.002>, 2007.

2605 Koons, P.O.: Two-sided orogen: Collision and erosion from the sandbox to the Southern Alps, New Zealand, *Geology*, 18, 670-682, [https://doi.org/10.1130/0091-7613\(1990\)018<0679:TSOCAE>2.3.CO;2](https://doi.org/10.1130/0091-7613(1990)018<0679:TSOCAE>2.3.CO;2), 1990.

Koopman, A., Speksnijder, A., and Horsfield, W.T.: Sandbox model studies of inversion tectonics, *Tectonophysics*, 137, 379-388, [https://doi.org/10.1016/0040-1951\(87\)90329-5](https://doi.org/10.1016/0040-1951(87)90329-5), 1987.

2610 Koyi, H.A.: Analogue Modelling: From a Qualitative To a Quantitative Technique — a Historical Outline, *J. Pet. Geol.*, 20, 223-238, <https://doi.org/10.1111/j.1747-5457.1997.tb00774.x>, 1997.

Krantz, R.W.: Normal fault geometry and fault reactivation in tectonic inversion experiments, *Geol. Soc. Spec. Publ.*, 56, 219-229, <https://doi.org/10.1144/GSL.SP.1991.056.01.15>, 1991a.

2615 Krantz, R.W.: Measurements of friction coefficients and cohesion for faulting and fault reactivation in laboratory models using sand and sand mixtures, *Tectonophysics*, 188, 203-207, [https://doi.org/10.1016/0040-1951\(91\)90323-K](https://doi.org/10.1016/0040-1951(91)90323-K), 1991b.

Krstekanić, N., Willingshofer, E., Broerse, T., Matenco, L., Toljić, and Stojadinovic, U.: Analogue modelling of strain partitioning along a curved strike-slip fault system during backarc-convex orocline formation: Implications for the Cerna-Timok fault system of the Carpatho-Balkanides, *J. Struct. Geol.*, 149, 104386, <https://doi.org/10.1016/j.jsg.2021.104386>, 2021.

2620 [Krýza, O., Zádava, P., and Lexa, O.: Advanced strain and mass transfer analysis in crustal-scale oroclinal buckling and detachment folding analogue models, *Tectonophysics*, 764, 88-109, <https://doi.org/10.1016/j.tecto.2019.05.001>, 2019.](https://doi.org/10.1016/j.tecto.2019.05.001)

2625 Ladd, C. R. and Reber, J. E.: The effect of a liquid phase on force distribution during deformation in a granular system, *J. Geophys. Res.-Solid Ea.*, 125, e2020JB019771, <https://doi.org/10.1029/2020JB019771>, 2020.

2630 Lamplugh, G.W.: Structure of the Weald and analogous tracts, *Q. J. Geol. Soc. London*, 75, LXXIII-XCV, 1919.

Lathrop, B., Zwaan, F., Schmid, T., Schreurs, G., Molnar, N., Jackson, C., Bell, R., Rotevatn, A.: Insights into normal fault kinematics using 4D analogue models, in prep

Frank Zwaan 9.5.22 21:11
Deleted: ... [147]

Frank Zwaan 9.5.22 21:11
Moved up [1]: Klinkmüller, M., Schreurs, G., Rosenau, M., and Kemnitz, H.: Properties of granular analogue model materials: A community wide survey, *Tectonophysics*, 684, 23-38, <https://doi.org/10.1016/j.tecto.2016.01.017>, 2016.

Frank Zwaan 26.6.22 11:45
Formatted: English (UK)

Frank Zwaan 26.6.22 11:45
Formatted: Default Paragraph Font, English (UK)

Frank Zwaan 26.6.22 11:45
Formatted: English (UK)

Frank Zwaan 26.6.22 11:45
Formatted: Default Paragraph Font

Frank Zwaan 26.6.22 11:45
Formatted: Default Paragraph Font

Frank Zwaan 26.6.22 11:45
Formatted: English (UK)

Frank Zwaan 26.6.22 11:45
Formatted: English (UK)

Frank Zwaan 26.6.22 11:45
Formatted: English (UK)

Frank Zwaan 26.6.22 11:45
Formatted: English (UK)

Frank Zwaan 26.6.22 11:45
Formatted: Default Paragraph Font, English (UK)

Frank Zwaan 26.6.22 11:45
Formatted: English (UK)

Frank Zwaan 28.6.22 18:21
Deleted: Quarterly

Frank Zwaan 28.6.22 18:21
Deleted: ournal of the

Frank Zwaan 28.6.22 18:21
Deleted: Geological

Frank Zwaan 28.6.22 18:21
Deleted: Society

Frank Zwaan 28.6.22 18:21
Deleted: of

2650 Lavier, L.L. and Manatschal, G.: A mechanism to thin the continental lithosphere at magma-poor margins, *Nature*, 440, 324–328, <https://doi.org/10.1038/nature04608>, 2006.

2655 Lebinson, F., Turienzo, M., Sánchez, N., Cristallini, E., Araujo, V., and Dimieri, L.: Kinematics of a backthrust system in the Agrio fold and thrust belt, T Argentina: Insights from structural analysis and analogue models, *J. S. Am. Earth Sci.*, 100, 102594, <https://doi.org/10.1016/j.jsames.2020.102594>, 2020.

Lefeuvre, N., Truche, L., Donzé, F.-V., Ducoux, M., Barré, G., Fakoury, R.-A., Calassou, S., and Gaucher, E. C.: Native H2 Exploration in the Western Pyrenean Foothills, *Geochem. Geophys. Geosy.*, 22, e2021GC009917, <https://doi.org/10.1029/2021GC009917>, 2021.

2660 Lescoutre, R. and Manatschal, G.: Role of rift-inheritance and segmentation for orogenic evolution: example from the Pyrenean-Cantabrian system, *Bull. Soc. Geol. Fr.*, 191, 18, <https://doi.org/10.1051/bsgf/2020021>, 2020.

Letouzey, J.: Fault reactivation, inversion and fold-thrust belt, in: *Petroleum and Tectonics in Mobile Belts*, edited by Letouzey, J., Editions Technip, Paris, France. pp. 101–128, 1990.

2665 Letouzey, J., Colletta, B., Vialy, R., and Chermetter, J. C.: Evolution of salt-related structures in compressional settings, in: *Salt tectonics, a global perspective*, edited by Jackson, M. P. A., Roberts, D. G., and Snelson, S., AAPG Memoir, 65, 41-60, <https://doi.org/10.1306/M65604C3>, 1995.

2670 Li, Z., Dong, M., Li, S. and Huang, S.: CO₂ sequestration in depleted oil and gas reservoirs—caprock characterization and storage capacity, *Energ. Convers. Manage.*, 47, 1372-1382, <https://doi.org/10.1016/j.enconman.2005.08.023>, 2006.

Liang, P., Zhong, R., Zhao, L., and Xie, Y.: Formation of Fe-Cu-Au deposit in basin inversion setting in NW China: A perspective from ore-fluid halogen and noble gas geochemistry, *Ore Geol. Rev.*, 131, 104011, <https://doi.org/10.1016/j.oregeorev.2021.104011>, 2021.

2675 Likerman, J., Burlando, J. F., Cristallini, E. O., and Ghiglione, M. C.: Along-strike structural variations in the Southern Patagonian Andes: Insights from physical modelling, *Tectonophysics*, 590, 106-120, <https://doi.org/10.1016/j.tecto.2013.01.018>, 2013.

Frank Zwaan 26.6.22 11:45
Formatted: Default Paragraph Font

Frank Zwaan 26.6.22 11:45
Formatted: English (UK)

Frank Zwaan 26.6.22 11:45
Formatted: English (UK)

Frank Zwaan 26.6.22 11:45
Formatted: English (UK)

Frank Zwaan 22.5.22 12:45
Deleted: .

Frank Zwaan 26.6.22 11:45
Formatted: Default Paragraph Font

Frank Zwaan 26.6.22 12:24
Deleted: 0

Frank Zwaan 26.6.22 11:45
Formatted: Default Paragraph Font, English (UK)

Frank Zwaan 26.6.22 11:45
Formatted: English (UK)

Frank Zwaan 26.6.22 11:45
Formatted: English (UK)

Frank Zwaan 26.6.22 11:45
Formatted: English (UK)

Lohrmann, J., Kukowski, N., Adam, J., and Oncken, O.: The impact of analogue material properties on the geometry, kinematics, and dynamics of convergent sand wedges, *J. Struct. Geol.*, 25, 1691-1711, [https://doi.org/10.1016/S0191-8141\(03\)00005-1](https://doi.org/10.1016/S0191-8141(03)00005-1), 2003.

2685 Lowell, J.D.: Plate Tectonics and Foreland Basement Deformation, *Geology*, 2, 275-278, [https://doi.org/10.1130/0091-7613\(1974\)2<275:PTAFBD>2.0.CO;2](https://doi.org/10.1130/0091-7613(1974)2<275:PTAFBD>2.0.CO;2), 1974.

2690 Lowell, J.D.: Mechanics of basin inversion from worldwide examples, *Geol. Soc. Spec. Publ.*, 88, 39-57, <https://doi.org/10.1144/GSL.SP.1995.088.01.04>, 1995.

Luth, S., Willingshofer, E., Sokoutis, D., and Cloetingh, S.: Analogue modelling of continental collision: Influence of plate coupling on mantle lithosphere subduction, crustal deformation and surface topography, *Tectonophysics*, 484, 87-102. <https://doi.org/10.1016/j.tecto.2009.08.043>, 2010.

2695 Madritsch, H., Naef, H., Meier, B., Franzke, H.J., and Schreurs, G.: Architecture and Kinematics of the Constance-Frick Trough (Northern Switzerland): Implications for the Formation of Post-Variscan Basins in the Foreland of the Alps and Scenarios of Their Neogene Reactivation, *Tectonics*, 37, 2197-2220, <https://doi.org/10.1029/2017TC004945>, 2018.

2700 Maestrelli, D., Bonini, M., Corti, G., Del Ventisette, C., Moratti, G., and Montanari, D.: Exploring fault propagation and the role of inherited structures during caldera collapse through laboratory experiments, *J. Volcan. Geoth. Res.*, 414, 107232, <https://doi.org/10.1016/j.jvolgeores.2021.107232>, 2021.

2705 Maestrelli, D., Montanari, D., Corti, G., Del Ventisette, C., Moratti, G., and Bonini, M.: Exploring the Interactions Between Rift Propagation and Inherited Crustal Fabrics Through Experimental Modeling, *Tectonics*, 39, e2020TC006211, <https://doi.org/10.1029/2020TC006211>, 2020.

Maillot, B.: A sedimentation device to produce uniform sand packs, *Tectonophysics*, 593, 85-94, <http://dx.doi.org/10.1016/j.tecto.2013.02.028>, 2013.

2710 Mandal, N. and Chattopadhyay, A.: Modes of reverse reactivation of domino-type normal faults: experimental and theoretical approach, *J. Struct. Geol.*, 17, 1151-1163, [https://doi.org/10.1016/0191-8141\(95\)00015-6](https://doi.org/10.1016/0191-8141(95)00015-6), 1995.

Marques, F.O. and Nogueira, C.R.: Normal fault inversion by orthogonal compression: Sandbox experiments with weak faults, *J. Struct. Geol.*, 30, 761-766, <https://doi.org/10.1016/j.jsg.2008.02.015>, 2008.

Frank Zwaan 26.6.22 11:45

Formatted: English (UK)

Frank Zwaan 26.6.22 11:45

Formatted: English (UK)

Frank Zwaan 26.6.22 11:45

Formatted: Default Paragraph Font

Frank Zwaan 26.6.22 11:45

Formatted: Default Paragraph Font

Frank Zwaan 26.6.22 11:45

Formatted: Default Paragraph Font

Frank Zwaan 26.6.22 11:45

Formatted: Default Paragraph Font, English (UK)

Frank Zwaan 26.6.22 11:45

Formatted: English (UK)

Frank Zwaan 26.6.22 11:45

Formatted: English (UK)

Frank Zwaan 26.6.22 11:45

Formatted: English (UK)

Frank Zwaan 26.6.22 11:45

Formatted: Default Paragraph Font

Frank Zwaan 26.6.22 11:45

Formatted: English (UK)

Frank Zwaan 26.6.22 11:45

Formatted: Default Paragraph Font, English (UK)

Frank Zwaan 26.6.22 11:45

Formatted: English (UK)

Frank Zwaan 28.6.22 18:37

Deleted:

Frank Zwaan 29.6.22 15:05

Deleted:

Frank Zwaan 26.6.22 11:45

Formatted: Default Paragraph Font

2720 Marques, F. O., Nogueira, F. C. C., Bezerra, F. H. R., and de Castro, D. L.: The Araripe Basin in NE Brazil: An intracontinental graben inverted to a high-standing horst, *Tectonophysics*, 630, 251-264, <http://dx.doi.org/10.1016/j.tecto.2014.05.029>, 2014.

2725 [Martínez, F. and Cristallini, E.: The doubly vergent inverted structures in the Mesozoic basins of northern Chile \(28°S\): A comparative analysis from field data and analogue modeling, *J. S. Am. Earth Sci.*, 77, 327-340, <https://doi.org/10.1016/j.jsames.2017.02.002>, 2017.](#)

Martínez, F., Montanari, D., Del Ventisette, C., and Bonini, M.: Basin inversion and magma migration and emplacement: Insights from basins of northern Chile, *J. Struct. Geol.*, 114, 310-319, <https://doi.org/10.1016/j.jsg.2017.12.008>, 2018.

2730 Martínez, F., Bonini, M., Montanari, D., and Corti, G.: Tectonic inversion and magmatism in the Lautaro Basin, northern Chile, Central Andes: A comparative approach from field data and analog models, *J. Geodyn.*, 94-95, 68-83, <http://dx.doi.org/10.1016/j.jog.2016.02.003>, 2016.

2735 Massaro, L., Adam, J., Jonade, E., and Yamada, Y.: New granular rock-analogue materials for simulation of multi-scale fault and fracture processes, *Geol. Mag.*, 1-24, <https://doi.org/10.1017/S0016756821001321>, 2021.

[Mattioni, L., Sassi, W., and Callot, J.-P.: Analogue models of basin inversion by transpression: role of structural heterogeneity, *Geol. Soc. London, Spec. Publ.*, 272, 397-417, <https://doi.org/10.1144/GSL.SP.2007.272.01.20>, 2007.](#)

2740 Mayolle, S., Soliva, R., Dominguez, S., Wibberley, C., and Caniven, Y.: Nonlinear fault damage zone scaling revealed through analog modelling, *Geology*, 49, 968-972, <https://doi.org/10.1130/G48760.1>, 2021.

McClay, K. R.: Analogue models of inversion tectonics, *Geol. Soc. Spec. Publ.*, 44, 41-59, <https://doi.org/10.1144/GSL.SP.1989.044.01.04>, 1989.

2745 McClay, K. R.: Extensional fault systems in sedimentary basins: a review of analogue model studies, *Mar. Petrol. Geol.*, 7, 206-233, [https://doi.org/10.1016/0264-8172\(90\)90001-W](https://doi.org/10.1016/0264-8172(90)90001-W), 1990.

2750 McClay, K. R.: The geometries and kinematics of inverted fault systems: a review of analogue modelling studies, *Geol. Soc. Spec. Publ.*, 88, 97-118, <https://doi.org/10.1144/GSL.SP.1995.088.01.07>, 1995.

Frank Zwaan 26.6.22 11:45
Formatted ... [148]

Frank Zwaan 13.5.22 20:48
Deleted: i

Frank Zwaan 26.6.22 11:45
Formatted ... [149]

Frank Zwaan 26.6.22 11:45
Formatted ... [150]

Frank Zwaan 29.6.22 14:53
Deleted: [151]

Frank Zwaan 26.6.22 11:45
Formatted: English (UK)

Frank Zwaan 28.6.22 18:32
Deleted:

Frank Zwaan 26.6.22 11:45
Formatted ... [152]

Frank Zwaan 26.6.22 11:45
Formatted ... [153]

Frank Zwaan 22.5.22 12:48
Deleted:

Frank Zwaan 26.6.22 11:45
Formatted: Default Paragraph Font

Frank Zwaan 26.6.22 11:45
Formatted ... [154]

Frank Zwaan 26.6.22 11:45
Formatted: Default Paragraph Font

Frank Zwaan 22.5.22 12:48
Deleted:

2765 | McClay, K. R.: Recent advances in analogue modelling: uses in section interpretation and validation, *Geol. Soc. Spec. Publ.*, 99, 201-225, <https://doi.org/10.1144/GSL.SP.1996.099.01.16>, 1996.

2770 | McClay, K. R., Dooley, T., Ferguson, A., and Poblet, J.: Tectonic Evolution of the Sanga Sanga Block, Mahakam Delta, Kalimantan, Indonesia, *AAPG Bull.*, 84, 765-786, <https://doi.org/10.1306/A96733EC-1738-11D7-8645000102C1865D>, 2000.

2775 | McClay, K., Dooley, T. P., Whitehouse, P., and Mills, M.: 4-D evolution of rift systems: Insights from scaled physical models, *Am. Assoc. Pet. Geol. Bull.*, 86, 935-959, <https://doi.org/10.1306/61EEDBF2-173E-11D7-8645000102C1865D>, 2002.

2780 | Mencos, J., Carrera, N., and Muñoz, J. A.: Influence of rift basin geometry on the subsequent postrift sedimentation and basin inversion: The Organyà Basin and the Bóixols thrust sheet (south central Pyrenees), *Tectonics*, 35, 1452-1474, <https://doi.org/10.1002/2014TC003692>, 2015.

2785 | Michon, L. and Merle, O.: Crustal structures of the Rhinegraben and the Massif Central grabens: An experimental approach, *Tectonics*, 19, 896-904, <https://doi.org/10.1029/2000TC900015>, 2000.

2790 | Michon, L. and Merle, O.: Mode of lithospheric extension: Conceptual models from analogue modeling, *Tectonics*, 22, 1028, <https://doi.org/10.1029/2002TC001435>, 2003.

2795 | Miró, J., Ferrer, O., Muñoz, J. A., and Manastchal, G.: Role of inheritance in a thick- to thin-skinned transition along strike: Insights from analogue modelling and Pyrenean-Biscay system, in prep.

Mitra, S.: Geometry and kinematic evolution of inversion structures, *AAPG Bull.*, 77, 1159-1191, <https://doi.org/10.1306/BDF8E2A-1718-11D7-8645000102C1865D>, 1993.

Mitra, S. and Islam, Q. T.: Experimental (clay) models of inversion structures, *Tectonophysics*, 230, 211-222, [https://doi.org/10.1016/0040-1951\(94\)90136-8](https://doi.org/10.1016/0040-1951(94)90136-8), 1994.

Frank Zwaan 26.6.22 11:45
Formatted: Default Paragraph Font

Frank Zwaan 13.5.22 20:49
Deleted: s. I

Frank Zwaan 22.5.22 12:48
Deleted: t

Frank Zwaan 26.6.22 11:45
Formatted: Default Paragraph Font

Frank Zwaan 26.6.22 11:45
Formatted: English (UK)

Frank Zwaan 26.6.22 11:45
Formatted: Default Paragraph Font

Frank Zwaan 26.6.22 11:45
Formatted: English (UK)

Frank Zwaan 26.6.22 11:45
Formatted: Default Paragraph Font

Frank Zwaan 26.6.22 11:45
Formatted: Default Paragraph Font

Frank Zwaan 26.6.22 11:45
Formatted: Default Paragraph Font

Frank Zwaan 26.6.22 11:45
Formatted: Default Paragraph Font

Frank Zwaan 22.5.22 12:49
Deleted:

Frank Zwaan 22.5.22 12:49
Deleted: .

2800 Mock, S. and Herwegh, M.: Tectonics of the central Swiss Molasse Basin: Post-Miocene transition to incipient thick-skinned tectonics?, *Tectonics*, 36, 1699-1723, <https://doi.org/10.1002/2017TC004584>, 2017.

2805 Molnar, N.E., Cruden, A.R., and Betts, P.G.: Interactions between propagating rotational rifts and linear rheological heterogeneities: Insights from three-dimensional laboratory experiments, *Tectonics*, 36, 420-443, <https://doi.org/10.1002/2016TC004447>, 2017.

Montanari, D., Agostini, A., Bonini, M., Corti, G., and Ventisette, C.: The Use of Empirical Methods for Testing Granular Materials in Analogue Modelling, *Materials (Basel)*, 10, 635, <https://doi.org/10.3390/ma10060635>, 2017.

2810 Moretti, I. and Webber, M.E.: Natural hydrogen: a geological curiosity or the primary energy source for a low-carbon future? *Renewable Matter*. <https://www.renewablematter.eu/articles/article/natural-hydrogen-a-geological-curiosity-or-the-primary-energy-source-for-a-low-carbon-future>, 2021.

2815 Mourgues, R. and Cobbold, P.R.: Some tectonic consequences of fluid overpressures and seepage forces as demonstrated by sandbox modelling, *Tectonophysics*, 376, 75-97, [https://doi.org/10.1016/S0040-1951\(03\)00348-2](https://doi.org/10.1016/S0040-1951(03)00348-2), 2003.

2820 Moragas, M., Vergés, J., Nalpas, T., Saura, E., Martín-Martín, J.D., Message, G., and Hunt, D.W.: The impact of syn- and post-extension prograding sedimentation on the development of salt-related rift basins and their inversion: Clues from analogue modelling, *Mar. Petrol. Geol.*, 88, 985-1003, <https://doi.org/10.1016/j.marpetgeo.2017.10.001>, 2017.

Morley, C.K.: Stress re-orientation along zones of weak fabrics in rifts: An explanation for pure extension in 'oblique' rift segments?, *Earth Planet. Sci. Lett.*, 297, 667-673, <https://doi.org/10.1016/j.epsl.2010.07.022>, 2010.

2825 Moulas, E., Sokoutis, D., and Willingshofer, E.: Pressure build-up and stress variations within the Earth's crust in the light of analogue models, *Sci. Rep.*, 9, 2310, <https://doi.org/10.1038/s41598-018-38256-1>, 2019.

2830 Muñoz-Sáez, C., Pinto, L., Charrier, R., and Nalpas, T.: Influence of depositional load on the development of a shortcut fault system during the inversion of an extensional basin: The Eocene-Oligocene Abanico Basin case, central Chile Andes (33°-35°S), *Andean Geol.*, 41, 1-28, <http://dx.doi.org/10.5027/andgeoV41n1-a01>, 2014.

Munteanu, I., Willingshofer, E., Matenco, L., and Sokoutis, D.: Far-field contractional polarity changes in models and nature, *Earth Planet. Sci. Lett.*, 395, 101-115, <https://doi.org/10.1016/j.epsl.2014.03.036>, 2014.

Frank Zwaan 26.6.22 11:45
Formatted: English (UK)

Frank Zwaan 26.6.22 11:45
Formatted: Default Paragraph Font

Frank Zwaan 26.6.22 11:45
Formatted: English (UK)

Frank Zwaan 26.6.22 11:45
Formatted: Default Paragraph Font

Frank Zwaan 26.6.22 11:45
Formatted: Default Paragraph Font

Frank Zwaan 26.6.22 11:45
Formatted: English (UK)

Frank Zwaan 26.6.22 11:45
Formatted: English (UK)

Frank Zwaan 26.6.22 11:45
Formatted: Default Paragraph Font, English (UK)

Frank Zwaan 26.6.22 11:45
Formatted: English (UK)

Frank Zwaan 22.5.22 12:50
Deleted:

Frank Zwaan 26.6.22 11:45
Formatted: English (UK)

Frank Zwaan 26.6.22 11:45
Formatted: English (UK)

Frank Zwaan 26.6.22 11:45
Formatted: Default Paragraph Font, English (UK)

Frank Zwaan 26.6.22 11:45
Formatted: English (UK)

Frank Zwaan 26.6.22 11:45
Formatted: English (UK)

Frank Zwaan 26.6.22 11:45
Formatted: Font:Not Bold, English (UK)

Unknown
Field Code Changed

Frank Zwaan 26.6.22 11:45
Formatted: English (UK)

2835 Munteanu, I., Willingshofer, E., Sokoutis, D., Matenco, L., Dinu, C., and Cloetingh, S.: Transfer of deformation in back-arc basins with a laterally variable rheology: Constraints from analogue modelling of the Balkanides–Western Black Sea inversion, *Tectonophysics*, 602, 223-236, <https://doi.org/10.1016/j.tecto.2013.03.009>, 2013.

2840 Musso Piantelli, F., Mair D., Berger A., Schlunegger F., Wiederkehr M., Kurmann E., Baumberger R., Möri A., and Herwegh M.: [4D reconstruction of a nappe-basement system: insights into late-stage continent-continent collision, *Tectonophysics*, in review.](#)

2845 Nalpas, T., Le Douaran, S., Brun, J.-P., Unternehr, P., and Richert, J.-P.: Inversion of the Broad Fourteens Basin (offshore Netherlands), a small-scale model investigation, *Sediment. Geol.*, 95, 237-250, [https://doi.org/10.1016/0037-0738\(94\)00113-9](https://doi.org/10.1016/0037-0738(94)00113-9), 1995.

2850 Naylor, M. A., Laroque, J. M., and Gauthier, B. D. M.: Understanding extensional tectonics: Insights from sandbox models, in: *Geodynamic Evolution of Sedimentary Basins*, edited by Roure, F., Ellouz, N., Shein, V.S., Skvortsov, International Symposium, Moscow, 69–83, 1994.

Nestola, Y., Storti, F., Bedogni, E., and Cavozzi, C.: Shape evolution and finite deformation pattern in analog experiments of lithosphere necking, *Geophys. Res. Lett.*, 40, 5025-5057, <https://doi.org/10.1002/grl.50978>, 2013.

2855 Nestola, Y., Storti, F., and Cavozzi, C.: Strain rate-dependent lithosphere rifting and necking architectures in analog experiments, *J. Geophys. Res.*, 120, 584–594, <https://doi.org/10.1002/2014JB011623>, 2015.

Nieuwland, D. A., Urai, J. L., and Knoop, M.: In-situ stress measurements in model experiments of tectonic faulting, in: *Aspects of Tectonic Faulting*, edited by Lehner, F. K., Urai, J. L., and Van der Zee, W., Springer-Verlag, Berlin Heidelberg, 2000.

2860 [Oertel, G.: The mechanism of faulting in clay experiments, *Tectonophysics*, 2, 343-393, https://doi.org/10.1016/0040-1951\(65\)90032-6, 1965.](#)

2865 [Oriolo, S., Cristallini, E. O., Japas, M. S., and Yagupsky, D. L.: Neogene structure of the Andean Precordillera, Argentina: insights from analogue models, *Andean Geol.*, 42, 20-35, http://dx.doi.org/10.5027/andgeoV42n1-a02, 2015.](#)

Frank Zwaan 13.5.22 20:50

Deleted:

Frank Zwaan 26.6.22 11:45

Formatted: Not Highlight

Frank Zwaan 26.6.22 11:45

Formatted: English (UK)

Frank Zwaan 9.5.22 19:46

Deleted: 4D reconstruction of a nappe-basement system: insights into Fold and thrust belts evolution, *J. Struct. Geol.*

Frank Zwaan 13.5.22 16:21

Deleted: prep

Frank Zwaan 26.6.22 11:45

Formatted: English (UK)

Frank Zwaan 26.6.22 11:45

Formatted: English (UK)

Frank Zwaan 26.6.22 11:45

Formatted: English (UK)

Frank Zwaan 26.6.22 11:45

Formatted: Default Paragraph Font

Frank Zwaan 26.6.22 11:45

Formatted: English (UK)

Frank Zwaan 26.6.22 11:45

Formatted: Default Paragraph Font

Frank Zwaan 22.5.22 11:03

Moved (insertion) [3]

Frank Zwaan 26.6.22 12:24

Deleted: -

... [155]

Frank Zwaan 26.6.22 11:45

Formatted: Default Paragraph Font

Frank Zwaan 26.6.22 11:45

Formatted: Font:Not Bold, English (UK)

Unknown

Field Code Changed

Frank Zwaan 26.6.22 11:45

Formatted: English (UK)

2875 [Osagiede, E. E., Rosenau, M., Rotevatn, A., Gawthorpe, R., Jackson, C. A-L., and Rudolf, M.: Influence of zones of pre-existing crustal weakness on strain localization and partitioning during rifting: Insights from analog modeling using high-resolution 3D digital image correlation, *Tectonics*, 40, e2021TC006970, <https://doi.org/10.1029/2021TC006970>, 2021.](#)

2880 Panien, M., Buitter, S. J. H., Schreurs, G., and Pfiffner, O. A.: Inversion of a symmetric basin: insights from a comparison between analogue and numerical experiments, *Geol. Soc. Spec. Publ.*, 253, 253-270, <https://doi.org/10.1144/GSL.SP.2006.253.01.13>, 2006a.

Panien, M., Schreurs, G., and Pfiffner, A.: Sandbox experiments on basin inversion: testing the influence of basin orientation and basin fill, *J. Struct. Geol.*, 27, 433-445. <https://doi.org/10.1016/j.jsg.2004.11.001>, 2005.

2885 Panien, M., Schreurs, G., and Pfiffner, O. A.: Mechanical behaviour of granular materials used in analogue modelling: insights from grain characterisation, ring-shear tests and analogue experiments, *J. Struct. Geol.*, 28, 1710-1724, <https://doi.org/10.1016/j.jsg.2006.05.004>, 2006b.

2890 Park, Y., Kang, N., Yi, B., Lee, G., and Yoo, D.: Tectonostratigraphic framework in the eastern Korean continental margin, East Sea: Implication for evolution of the Hupo Basin, *Basin Res.*, 00, 1-27, <https://doi.org/10.1111/bre.12641>, 2021.

2895 Payrola, P. A., Hongn, F., Cristallini, E., Carcia, V., and Del Papa, C.: Andean oblique folds in the Cordillera Oriental - Northwestern Argentina: Insights from analogue models, *J. Struct. Geol.*, 42, 194-211, <https://doi.org/10.1016/j.jsg.2012.05.003>, 2012.

Pfiffner, O. A.: The structure of the Helvetic nappes and its relation to the mechanical stratigraphy, *J. Struct. Geol.*, 15, 511-521, [https://doi.org/10.1016/0191-8141\(93\)90145-Z](https://doi.org/10.1016/0191-8141(93)90145-Z), 1993.

2900 Philippe, Y.: Rampes Latérales et zones de transfert dans les chaînes plissées: géométrie, conditions de formations et pièges structuraux associés, Ph.D. Theses, Université de Savoie, France, pp. 351, <https://hal.archives-ouvertes.fr/tel-00755680/>, 1995.

2905 Philippon, M. and Corti, G.: Obliquity along plate boundaries, *Tectonophysics*, 693, 171-182, <http://dx.doi.org/10.1016/j.tecto.2016.05.033>, 2016.

Pinto, L., Muñoz, C., Nalpas, T., and Charrier, R.: Role of sedimentation during basin inversion in analogue modelling, *J. Struct. Geol.*, 32, 554-565, <https://doi.org/10.1016/j.jsg.2010.03.001>, 2010.

- Frank Zwaan 26.6.22 11:45
Formatted ... [156]
- Frank Zwaan 22.5.22 11:04
Formatted ... [157]
- Frank Zwaan 26.6.22 11:45
Formatted ... [158]
- Frank Zwaan 26.6.22 11:45
Formatted ... [159]
- Frank Zwaan 26.6.22 11:45
Formatted ... [160]
- Frank Zwaan 26.6.22 11:45
Formatted ... [161]
- Frank Zwaan 26.6.22 11:45
Formatted ... [162]
- Frank Zwaan 26.6.22 11:45
Formatted ... [163]
- Frank Zwaan 22.5.22 11:03
Moved up [3]: Oertel, G.: The mechani... [164]
- Frank Zwaan 22.5.22 12:51
Deleted: .
- Frank Zwaan 26.6.22 11:45
Formatted ... [165]
- Frank Zwaan 26.6.22 11:45
Formatted ... [166]
- Frank Zwaan 26.6.22 11:45
Formatted ... [167]
- Frank Zwaan 22.5.22 12:52
Deleted:
- Frank Zwaan 26.6.22 11:45
Formatted ... [168]
- Frank Zwaan 26.6.22 11:45
Formatted ... [169]
- Frank Zwaan 26.6.22 11:45
Formatted ... [170]
- Frank Zwaan 26.6.22 11:45
Formatted ... [171]
- Frank Zwaan 26.6.22 11:45
Formatted ... [172]
- Frank Zwaan 26.6.22 11:45
Formatted ... [173]
- Frank Zwaan 26.6.22 11:45
Formatted ... [174]
- Frank Zwaan 26.6.22 11:45
Formatted ... [175]
- Frank Zwaan 6.5.22 17:04
Deleted: 6

Plenefisch, T. and Bonjer, K.-P.: The stress field in the Rhine Graben area inferred from earthquake focal mechanisms and estimation of frictional parameters, *Tectonophysics*, 275, 71-97, [https://doi.org/10.1016/S0040-1951\(97\)00016-4](https://doi.org/10.1016/S0040-1951(97)00016-4), 1997.

2920 Poppe, S., Holohan, E. P., Galland, O., Buis, N., Van Gompel, G., Keelson, B., Tournigand, P.-Y., Brancart, J., Hollis, D., Nila, A., and Kervyn, M.: An Inside Perspective on Magma Intrusion: Quantifying 3D Displacement and Strain in Laboratory Experiments by Dynamic X-Ray Computed Tomography, *Front. Earth Sci.*, 7, 62, <https://doi.org/10.3389/feart.2019.00062>, 2019.

2925 Ramberg, H.: *Gravity, Deformation and the Earth's Crust*, Academic Press, London, 1981.

Ranjali, G.: Experimental tectonics: from Sir James Hall to the present, *J. Geodyn.*, 32, 65-76, [https://doi.org/10.1016/S0264-3707\(01\)00023-0](https://doi.org/10.1016/S0264-3707(01)00023-0), 2001.

2930 Reber, J.E., Cooke, M.L., and Dooley, T.P.: What model material to use? A Review on rock analogs for structural geology and tectonics, *Earth-Sci. Rev.*, 202, 103107, <https://doi.org/10.1016/j.earscirev.2020.103107>, 2020.

Reitano, R., Faccenna, C., Funicello, F., Corbi, F., and Willett, S. D.: Erosional response of granular material in landscape models, *Earth Surf. Dynam.*, 8, 973-993, <https://doi.org/10.5194/esurf-8-973-2020>, 2020.

2935 Reitano, R., Faccenna, C., Funicello, F., Corbi, F., Sternai P., Willett, S. D., Sembroni A., and Lanari R.: Sediment recycling and the evolution of analogue orogenic wedges, *Tectonics*, <https://doi.org/10.1029/2021TC006951>, 2022.

2940 Richard, P.: *Champs de failles au dessus d'un décrochement de socle: modélisation expérimentale*, Mémoires et documents du Centre Armoricain d'Etude Structurale des Socles, 34, PhD Thesis, Université Rennes 1, <https://tel.archives-ouvertes.fr/tel-00675425>, 1989.

Richetti, P., Zwaan, F., Schmid, T., Schmitt, R., Schreurs, G.: Oblique motion during basin inversion, *Solid Earth*, in prep.

2945 Rincón, M., Márquez, A., Herrera, R., Galland, O., Sánchez-Oro, J., Concha, D., and Monemayor, A.S.: Monitoring volcanic and tectonic sandbox analogue models using the Kinect v2 sensor, *Earth Space Sci.*, 9, e2020EA001368, <https://doi.org/10.1029/2020EA001368>, 2020.

Frank Zwaan 13.5.22 20:51
Deleted: ,

Frank Zwaan 26.6.22 11:45
Formatted ... [176]

Frank Zwaan 26.6.22 11:45
Formatted: English (UK)

Frank Zwaan 26.6.22 11:45
Formatted ... [177]

Frank Zwaan 26.6.22 11:45
Formatted: English (UK)

Frank Zwaan 8.5.22 10:18
Deleted: -

Frank Zwaan 26.6.22 11:45
Formatted: Not Highlight

Frank Zwaan 13.5.22 17:25
Deleted: e

Frank Zwaan 26.6.22 11:45
Formatted ... [178]

Frank Zwaan 26.6.22 11:45
Formatted ... [179]

Frank Zwaan 26.6.22 11:45
Formatted ... [180]

Frank Zwaan 26.6.22 11:45
Formatted ... [181]

Frank Zwaan 26.6.22 11:45
Formatted: Not Highlight

Frank Zwaan 26.6.22 11:45
Formatted ... [182]

2955 Ritter, M.C., Leever, K.A., Rosenau, M., and Oncken, O.: Scaling the sandbox—Mechanical (dis) similarities of granular materials and brittle rock, *J. Geophys. Res.-Sol. Earth*, 121, 6863–6879, <https://doi.org/10.1002/2016JB012915>, 2016.

Frank Zwaan 26.6.22 11:45
Formatted: Default Paragraph Font

Ritter, M.C., Leever, K.A., Rosenau, M., and Oncken, O.: Growing Faults in the Lab: Insights Into the Scale Dependence of the Fault Zone Evolution Process, *Tectonics*, 37, 140–153, <https://doi.org/10.1002/2017TC004787>, 2018a.

Frank Zwaan 26.6.22 11:45
Formatted: English (UK)

2960 Ritter, M.C., Santimano, T., Rosenau, M., Leever, K.A., and Oncken, O.: Sandbox rheometry: Co-evolution of stress and strain in Riedel– and Critical Wedge–experiments, *Tectonophysics*, 722, 400–409, <https://doi.org/10.1016/j.tecto.2017.11.018>, 2018b.

Frank Zwaan 26.6.22 11:45
Formatted: English (UK)

Frank Zwaan 22.5.22 12:55
Deleted:

2965 Roma, M., Ferrer, O., McClay, K.R., Muñoz, J.A., Roca, E., Gratacós, O., and Cabello, P.: Weld kinematics of syn-rift salt during basement-involved extension and subsequent inversion: Results from analog models, *Geol. Acta*, 16, 391-410, <https://doi.org/10.1344/GeologicaActa2018.16.4.4>, 2018a.

Frank Zwaan 26.6.22 11:45
Formatted: Default Paragraph Font, English (UK)

Frank Zwaan 22.5.22 12:55
Deleted:

2970 Roma, M., Vidal-Royo, O., McClay, K., Ferrer, O., and Muñoz, J.A.: Tectonic inversion of salt-detachment ramp-syncline basins as illustrated by analog modeling and kinematic restoration, *Interpretation*, 6, 1F-T229, <https://doi.org/10.1190/INT-2017-0073.1>, 2018b.

Frank Zwaan 26.6.22 11:45
Formatted: Default Paragraph Font

Frank Zwaan 26.6.22 11:45
Formatted: Not Highlight

Frank Zwaan 26.6.22 11:45
Formatted: Default Paragraph Font, English (UK)

2975 Roscoe, K.H.: The influence of strains in soil mechanics, 10th Rankine Lecture, *Geotechnique*, 20, 129–170, <https://doi.org/10.1680/geot.1970.20.2.129>, 1970.

Frank Zwaan 26.6.22 11:45
Formatted: English (UK)

Frank Zwaan 26.6.22 11:45
Formatted: Not Highlight

Rosenau, M., Lohrmann, J., and Oncken, O.: Shocks in a box: An analogue model of subduction earthquake cycles with application to seismotectonic forearc evolution, *J. Geophys. Res.*, 114, 1–20, <https://doi.org/10.1029/2008JB005665>, 2009.

Frank Zwaan 26.6.22 11:45
Formatted: Default Paragraph Font

Frank Zwaan 26.6.22 11:45
Formatted: Default Paragraph Font

Frank Zwaan 26.6.22 11:45
Formatted: Default Paragraph Font

2980 Roure, F. and Colletta, B.: Cenozoic inversion structures in the foreland of the Pyrenees and Alps, in: *Peri-Tethys Memoir 2: Structure and Prospects of Alpine Basins and Forelands*, edited by: Ziegler, P.A. and Horváth, F., *Mémoires du Muséum national d'histoire naturelle*, 170, 173-209, <https://www.biodiversitylibrary.org/page/58832613>, 1996.

Frank Zwaan 26.6.22 11:45
Formatted: Default Paragraph Font

Frank Zwaan 22.5.22 12:59
Deleted:

Frank Zwaan 26.6.22 11:45
Formatted: Default Paragraph Font

2985 Rudolf, M., Boutelier, D., Rosenau, M., Schreurs, G., and Oncken, O.: Rheological benchmark of silicone oils used for analog modeling of short- and long-term lithospheric deformation, *Tectonophysics*, 684, 12–22, <https://doi.org/10.1016/j.tecto.2015.11.028>, 2016.

Frank Zwaan 26.6.22 11:45
Formatted: English (UK)

Frank Zwaan 6.5.22 16:42
Deleted: -

Frank Zwaan 26.6.22 11:45
Formatted: Default Paragraph Font, English (UK)

Frank Zwaan 26.6.22 11:45
Formatted: English (UK)

Rudolf, M., Rosenau, M., and Oncken, O.: Time dependent properties of granular media – The GeoMod Benchmark 2021, GeoMod 2021, Doorn, Netherlands, 19-23 September 2021, <https://geomod2021.uu.nl/wp-content/uploads/sites/512/2021/09/Abstract-volume-GeoMod-2021-2.pdf>, 2021.

2995 Ruh, J. B.: Effects of fault-weakening processes on oblique intracontinental rifting and subsequent tectonic inversion, *Am. J. Sci.*, 319, 315–338, <https://doi.org/10.2475/04.2019.03>, 2019.

Ruh, J. B. and Vergés, J.: Effects of reactivated extensional basement faults on structural evolution of fold-and-thrust belts: Insights from numerical modelling applied to the Kopet Dagh Mountains, *Tectonophysics*, 746, 493–511, <https://doi.org/10.1016/j.tecto.2017.05.020>, 2018.

3000 Sandiford, M.: Mechanics of basin inversion, *Tectonophysics*, 305, 109–120, [https://doi.org/10.1016/S0040-1951\(99\)00023-2](https://doi.org/10.1016/S0040-1951(99)00023-2), 1999.

3005 Sanford, A. R.: Analytical and experimental study of simple geological studies, *GSA Bull.*, 70, 19-52, [https://doi.org/10.1130/0016-7606\(1959\)70\[19:AAESOS\]2.0.CO;2](https://doi.org/10.1130/0016-7606(1959)70[19:AAESOS]2.0.CO;2), 1959.

Sani, F., Del Ventisette, C., Montanari, D., Bendkik, A., and Chenakeb, M.: Structural evolution of the Rides Prerifaines (Morocco): structural and seismic interpretation and analogue modelling experiments, *Int. J. Earth. Sci.*, 96, 685-706, <https://doi.org/10.1007/s00531-006-0118-2>, 2007.

3010 Santimano, T. and Pyskluvec, R.: The influence of lithospheric mantle scars and rheology on intraplate deformation and orogenesis: Insights from tectonic analog models, *Tectonics*, 39, e2019TC005841, <https://doi.org/10.1029/2019TC005841>, 2020.

3015 Saria, E., Calais, E., Stamps, D. S., Delvaux, D., and Hartnady, C. J. H.: Present-day kinematics of the East African Rift, *J. Geophys. Res.-Sol. Ea.*, 119, 3584–3600, <https://doi.org/10.1002/2013JB010901>, 2014.

Sassi, W., Colletta, B., Balé, P., and Paquereau, T.: Modelling of structural complexity in sedimentary basins: the role of pre-existing faults in thrust tectonics, *Tectonophysics*, 226, 97-112, [https://doi.org/10.1016/0040-1951\(93\)90113-X](https://doi.org/10.1016/0040-1951(93)90113-X), 1993.

3020 Schellart, W. P.: Shear test results for cohesion and friction coefficients for different granular materials: scaling implications for their usage in analogue modelling, *Tectonophysics*, 324, 1–16, [https://doi.org/10.1016/S0040-1951\(00\)00111-6](https://doi.org/10.1016/S0040-1951(00)00111-6), 2000.

Frank Zwaan 26.6.22 11:45
Formatted ... [183]

Frank Zwaan 22.5.22 13:01
Deleted: <https://geomod2021.uu.nl/wp-content/uploads/sites/512/2021/09/Abstract-volume-GeoMod-2021-2.pdf>

Frank Zwaan 26.6.22 11:45
Formatted: Default Paragraph Font

Frank Zwaan 26.6.22 11:45
Formatted: Not Highlight

Frank Zwaan 26.6.22 11:45
Formatted: Default Paragraph Font

Frank Zwaan 26.6.22 11:45
Formatted: Not Highlight

Frank Zwaan 26.6.22 11:45
Formatted: Default Paragraph Font

Frank Zwaan 26.6.22 11:45
Formatted: Default Paragraph Font

Frank Zwaan 22.5.22 13:00
Deleted:

Frank Zwaan 26.6.22 11:45
Formatted ... [184]

Frank Zwaan 26.6.22 11:45
Formatted: Not Highlight

Frank Zwaan 26.6.22 11:45
Formatted ... [185]

Frank Zwaan 26.6.22 11:45
Formatted: English (UK)

Frank Zwaan 29.6.22 15:22
Formatted: No bullets or numbering

Frank Zwaan 29.6.22 15:23
Formatted ... [186]

Frank Zwaan 26.6.22 11:45
Formatted: English (UK)

Frank Zwaan 6.5.22 16:43
Deleted: -

Frank Zwaan 26.6.22 11:45
Formatted ... [187]

3035 Schellart, W. P. and Strak, V.: A review of analogue modelling of geodynamic processes: Approaches, scaling, materials and quantification, with an application to subduction experiments, *J. Geodyn.*, 100, 7-32, <https://doi.org/10.1016/j.jog.2016.03.009>, 2016.

3040 Schmid, S., Kissling, E., Diehl, T., Van Hinsbergen, D., and Molli, G.: Ivrea mantle wedge, arc of the Western Alps, and kinematic evolution of the Alps–Apennines orogenic system, *Swiss J. Geosci.*, 110, 581-612, <https://doi.org/10.1007/s00015-016-0237-0>, 2017.

3045 Schmid, T., Schreurs, G., Warsitzka, M., Rosenau, M.: Effect of sieving height on density and friction of brittle analogue material: Ring-shear test data of quartz sand used for analogue experiments in the Tectonic Modelling Lab of the University of Bern, *GFZ Data Services*, <https://doi.org/10.5880/figeo.2020.006>, 2020.

3050 Schmid, T., Schreurs, G., Adam, J.: Characteristics of continental rifting in rotational systems: New findings from spatiotemporal high resolution quantified crustal scale analogue models, *Tectonophysics*, 822, 229174, <https://doi.org/10.1016/j.tecto.2021.229174>, 2022.

Schöfisch, T., Koyi, H., and Almqvist, B.: Influence of décollement friction on anisotropy of magnetic susceptibility in a fold-and-thrust belt model, *J. Struct. Geol.*, 144, 104274, <https://doi.org/10.1016/j.jsg.2020.104274>, 2021.

3055 Schori, M., Zwaan, F., Schreurs, G., and Mosar, J.: Pre-existing Basement Faults Controlling Deformation in the Jura Mountains Fold-and-Thrust Belt: Insights from Analogue Models, *Tectonophysics*, 814, 228980, <https://doi.org/10.1016/j.tecto.2021.228980>, 2021.

3060 Schreurs, G. and Colletta, B.: Analogue modelling of faulting in zones of continental transpression and transtension, *Geol. Soc. Spec. Publ.*, 135, 59-79, <https://doi.org/10.1144/GSL.SP.1998.135.01.05>, 1998.

Schreurs, G., Hänni, R., Panien, M., and Vock, P.: Analysis of analogue models by helical X-ray computed tomography, *Geol. Soc. Spec. Publ.*, 2015, 213-223, <https://doi.org/10.1144/GSL.SP.2003.215.01.20>, 2003.

3065 Schreurs, G., Buiter, S. J. H., Boutelier, D., Corti, G., Costa, E., Cruden, A. R., Daniel, J.-M., Hoth, S., Koyi, H. A., Kukowski, N., Lohrmann, J., Ravaglia, A., Schlische, R. W., Withjack, M. O., Yamada, Y., Cavozi, C., Del Ventisette, C., Brady, J. A. E., Hoffmann-Rothe, A., Mengus, J.-M., Montanari, D., and Nilfouroushan, F.: Analogue benchmarks of shortening and extension experiments, *Geol. Soc. London, Spec. Publ.*, 253, 1–27, <https://doi.org/10.1144/GSL.SP.2006.253.01.01>, 2006.

Frank Zwaan 28.6.22 18:32
Deleted:

Frank Zwaan 26.6.22 11:45
Formatted ... [188]

Frank Zwaan 22.5.22 13:01
Deleted:GFZ Data Services... [189]

Frank Zwaan 26.6.22 11:45
Formatted: Default Paragraph Font

Frank Zwaan 26.6.22 11:45
Formatted ... [190]

Frank Zwaan 26.6.22 12:26
Deleted: ... [191]

Frank Zwaan 26.6.22 11:45
Formatted: Default Paragraph Font

Frank Zwaan 26.6.22 11:45
Formatted ... [192]

Frank Zwaan 22.5.22 13:02
Deleted:

Frank Zwaan 26.6.22 11:45
Formatted ... [193]

Frank Zwaan 26.6.22 12:25
Deleted: 19

Frank Zwaan 26.6.22 11:45
Formatted: English (UK)

Frank Zwaan 26.6.22 11:45
Formatted: Not Highlight

Frank Zwaan 26.6.22 11:45
Formatted ... [194]

Frank Zwaan 26.6.22 11:45
Formatted ... [195]

Frank Zwaan 13.5.22 17:08
Deleted: [196]

Frank Zwaan 26.6.22 11:45
Formatted: Default Paragraph Font

- Schreurs, G., Buitter, S. J. H., Boutelier, J., Burberry, C., Callot, J.-P., Cavozzi, C., Cerca, M., Chen, J.-H., Cristallini, E., Cruden, A. R., Cruz, L., Daniel, J.-M., Da Poian, G., Garcia, V. H., Gomes, C. J. S., Grall, C., Guillot, Y., Guzmán, C., Hidayah, T. N., Hilley, G. E., Klinkmüller, M., Koyi, H. A., Lu, C.-Y., Maillot, B., Meriaux, C., Nilfouroushan, F., Pan, C.-C., Pillot, D., Portillo, R., Rosenau, M., Schellart, W. P., Schlische, R. W., Take, A., Vendeville, B., Vergnaud, M., Vettori, M., Wang, S.-H., Withjack, M. O., Yagupsky, D., and Yamada, Y.: Benchmarking analogue models of brittle thrust wedges, *J. Struct. Geol.*, 92, 116–139, <https://doi.org/10.1016/j.jsg.2016.03.005>, 2016.
- 3090
- Scott, E.: Exploring for native hydrogen, *Nature Rev. Earth Environ.*, 2, 589, <https://doi.org/10.1038/s43017-021-00215-2>, 2021.
- 3095
- Sibuet, J.-C., Srivastava, S. P., and Spakman, W.: Pyrenean orogeny and plate kinematics, *J. Geophys. Res.*, 109, B08104, <https://doi.org/10.1029/2003JB002514>, 2004.
- Sibson, R. H.: A note on fault reactivation, *J. Struct. Geol.*, 7, 751–754, [https://doi.org/10.1016/0191-8141\(85\)90150-6](https://doi.org/10.1016/0191-8141(85)90150-6), 1985.
- 3100
- Sibson, R. H.: Selective fault reactivation during basin inversion: potential for fluid redistribution through fault-valve action, *Geol. Soc. Spec. Publ.*, 88, 3–19, <https://doi.org/10.1144/GSL.SP.1995.088.01.02>, 1995.
- 3105
- Sibson, R. H. and Scott, J.: Stress/fault controls on the containment and release of overpressured fluids: Examples from gold–quartz vein systems in Juneau, Alaska; Victoria, Australia and Otago, New Zealand, *Ore Geol. Rev.*, 13, 293–306, [https://doi.org/10.1016/S0169-1368\(97\)00023-1](https://doi.org/10.1016/S0169-1368(97)00023-1), 1998.
- Sibson, R. H.: Rupturing in overpressured crust during compressional inversion—the case from NE Honshu, Japan, *Tectonophysics*, 473, 404–416, <https://doi.org/10.1016/j.tecto.2009.03.016>, 2009.
- 3110
- Smith, N. J. P.: It's time for explorationists to take hydrogen more seriously, *First Break*, 20, 246–253, <https://www.earthdoc.org/content/journals/0.3997/1365-2397.20.4.25031>, 2002.
- 3115
- Sokoutis, D. and Willingshofer, E.: Decoupling during continental collision and intra-plate deformation, *Earth Planet. Sci. Lett.*, 305, 435–444, <https://doi.org/10.1016/j.epsl.2011.03.028>, 2011.
- Frank Zwaan 13.5.22 17:10
Deleted: H.
- Frank Zwaan 13.5.22 17:11
Deleted: Y.
- Frank Zwaan 13.5.22 17:12
Deleted: C.
- Frank Zwaan 13.5.22 17:12
Deleted: C.
- Frank Zwaan 13.5.22 17:12
Deleted: H.
- Frank Zwaan 13.5.22 17:12
Deleted: H.
- Frank Zwaan 26.6.22 11:45
Formatted: Default Paragraph Font
- Frank Zwaan 26.6.22 11:45
Formatted: Default Paragraph Font
- Frank Zwaan 26.6.22 11:45
Formatted: English (UK)
- Frank Zwaan 26.6.22 11:45
Formatted: Default Paragraph Font
- Frank Zwaan 26.6.22 11:45
Formatted: English (UK)
- Frank Zwaan 29.5.22 15:32
Deleted: —
- Frank Zwaan 26.6.22 11:45
Formatted: Default Paragraph Font
- Frank Zwaan 13.5.22 16:18
Deleted: 8
- Frank Zwaan 26.6.22 11:45
Formatted: English (UK)
- Frank Zwaan 26.6.22 11:45
Formatted: English (UK)
- Frank Zwaan 26.6.22 11:45
Formatted: Default Paragraph Font
- Frank Zwaan 26.6.22 11:45
Formatted: Default Paragraph Font

3125	<p>Souloumiac, P., Maillot, B., and Leroy, Y. M.: Bias due to side wall friction in sand box experiments, <i>J. Struct. Geol.</i>, 35, 90-101, https://doi.org/10.1016/j.jsg.2011.11.002, 2012.</p>	<p>Formatted ... [197] Frank Zwaan 26.6.22 11:45 Formatted ... [198] Frank Zwaan 26.6.22 11:45 Formatted ... [199] Frank Zwaan 22.5.22 13:04 Deleted: . Frank Zwaan 26.6.22 11:45 Formatted ... [200] Frank Zwaan 29.6.22 14:32 Deleted: . Frank Zwaan 26.6.22 11:45 Formatted ... [201] Frank Zwaan 26.6.22 11:45 Formatted ... [202] Frank Zwaan 29.6.22 14:32 Deleted: Stewart, S.A. and Clark, J.A.: I ... [203] Frank Zwaan 13.5.22 20:55 Deleted: bd Frank Zwaan 26.6.22 11:45 Formatted ... [204] Frank Zwaan 26.6.22 11:45 Formatted ... [205] Frank Zwaan 26.6.22 11:45 Formatted ... [206] Frank Zwaan 26.6.22 11:45 Formatted ... [207] Frank Zwaan 26.6.22 11:45 Formatted ... [208] Frank Zwaan 26.6.22 11:45 Formatted ... [209] Frank Zwaan 26.6.22 11:45 Formatted ... [210] Frank Zwaan 26.6.22 11:45 Formatted ... [211] Frank Zwaan 26.6.22 11:45 Formatted ... [212] Frank Zwaan 26.6.22 11:45 Formatted ... [213] Frank Zwaan 26.6.22 11:45 Formatted ... [214] Frank Zwaan 26.6.22 11:45 Formatted ... [215] Frank Zwaan 28.6.22 18:32 Deleted: Frank Zwaan 26.6.22 11:45 Formatted ... [216]</p>
3130	<p>Souriot, T. and Brun, J.-P.: Faulting and block rotation in the Afar triangle, East Africa: the Danakil “crank-arm” model., <i>Geology</i>, 20, 911–914, https://doi.org/10.1130/0091-7613, 1992.</p> <p>Stewart, S. A.: Salt tectonics in the North Sea Basin: a structural style template for seismic interpreters, <i>Geol. Soc. Spec. Publ.</i>, 272, 361-396, https://doi.org/10.1144/GSL.SP.2007.272.01.19, 2007.</p>	
3135	<p>Stewart, S. A. and Clark, J. A.: Impact of salt on the structure of the Central North Sea hydrocarbon fairways, <i>Petrol. Geol. Conf. Ser.</i>, 5, 179-200, https://doi.org/10.1144/0050179, 1999.</p> <p>Stewart, S. A. and Coward, M. P.: Synthesis of salt tectonics in the southern North Sea, UK, <i>Mar. Petrol. Geol.</i>, 12, 457-475, https://doi.org/10.1016/0264-8172(95)91502-G, 1995.</p>	
3140	<p>Strzeczynski, P., Dominguez, S., Boudial, A., and Déverchère, J.: Tectonic inversion and geomorphic evolution of the Algerian margin since Messinian times: Insights from new onshore/offshore analog modeling experiments, <i>Tectonics</i>, 40, e2020TC006369, https://doi.org/10.1029/2020TC006369, 2021.</p>	
3145	<p>Tron, V. and Brun, J.-P.: Experiments on oblique rifting in brittle-ductile systems, <i>Tectonophysics</i>, 188, 71-84, https://doi.org/10.1016/0040-1951(91)90315-J, 1991.</p>	
3150	<p>Tari, G., Arbouille, D., Schléder, Z., and Tóth, T.: Inversion tectonics: a brief petroleum industry perspective, <i>Solid Earth</i>, 11, 1865-1889, https://doi.org/10.5194/se-11-1865-2020, 2020.</p> <p>Turner, J. P., Williams, G. A.: Sedimentary basin inversion and intra-plate shortening, <i>Earth-Sci. Rev.</i>, 65, 277, 304, https://doi.org/10.1016/j.earscirev.2003.10.002, 2004.</p>	
3155	<p>Ustaszewski, K., Schumacher, M. E., Schmid, S. M., and Nieuwland, D.: Fault reactivation in brittle–viscous wrench systems—dynamically scaled analogue models and application to the Rhine–Bresse transfer zone, <i>Quaternary Sci. Rev.</i>, 24, 365-382, https://doi.org/10.1016/j.quascirev.2004.03.015, 2005.</p>	

3170 Van Winden, M., De Jager, J., Jaarsma, B., and Bouroulec, R.: New insights into salt tectonics in the northern Dutch offshore: a framework for hydrocarbon exploration, *Geol. Soc. Spec. Publ.*, 469, 99-117, <https://doi.org/10.1144/SP469.9>, 2018.

Vaughan, A. P. M. and Scarrow, J. H.: Ophiolite obduction pulses as a proxy indicator of superplume events?, *Earth Planet. Sci. Lett.*, 213, 407-416, [https://doi.org/10.1016/S0012-821X\(03\)00330-3](https://doi.org/10.1016/S0012-821X(03)00330-3), 2003.

3175 Vendeville, B., Cobbold, P. R., Davy, P., Brun, J.-P., and Choukroune, P.: Physical models of extensional tectonics at various scales, *Geol. Soc. Spec. Publ.*, 28, 95-107, <https://doi.org/10.1144/GSL.SP.1987.028.01.08>, 1987.

Vermeer, P. A.: The orientation of shear bands in biaxial tests, *Géotechnique*, 40, 223-236, <https://doi.org/10.1680/geot.1990.40.2.223>, 1990.

3180 Vially, R., Letouzey, J., Bénard, F., Haddadi N., Desforges, G., Askari, H., and Boujema, A.: Basin inversion along the North African Margin - The Saharan Atlas (Algeria), in: *Peri-Tethyan Platforms*, edited by: Route, F., Éditions Technip, Paris, 79-118, 1994.

3185 Vidal, J. and Genter, A.: Overview of naturally permeable fractured reservoirs in the central and southern Upper Rhine Graben: Insights from geothermal wells, *Geothermics*, 74, 57-73, <https://doi.org/10.1016/j.geothermics.2018.02.003>, 2018.

Villarreal, M., Jara, P., Herrera, S., Charrier, R.: Influence of the orientation of cohesive blocks upon the structural grain of fold-and-thrust belts: An appraisal by means of analogue modeling, *J. S. Am. Earth. Sci.*, 103, 102725, <https://doi.org/10.1016/j.jsames.2020.102725>, 2020.

3190 Voormeij, D. A. and Simandl, G. J.: Geological, ocean, and mineral CO2 sequestration options: A technical review, *Geosci. Can.*, 31, 11-22, <https://journals.lib.unb.ca/index.php/GC/article/view/2740>, 2004.

3195 Wang, Q., Li, S., Guo, L., Suo, Y., and Dai, L.: Analogue modelling and mechanism of tectonic inversion of the Xihu Sag, East China Sea Shelf Basin, *J. Asian Earth Sci.*, 139, 129-141, <https://doi.org/10.1016/j.jseae.2017.01.026>, 2017.

Warren J. K.: *Flowing Salt: Halokinesis*, in: *Evaporites*, edited by: Warren, J.K., Springer, Cham, 491-612, https://doi.org/10.1007/978-3-319-13512-0_6, 2016.

Frank Zwaan 26.6.22 11:45
Formatted [217]

Frank Zwaan 29.5.22 15:32
Deleted:

Frank Zwaan 26.6.22 11:45
Formatted [218]

Frank Zwaan 26.6.22 11:45
Formatted [219]

Frank Zwaan 26.6.22 11:45
Formatted [220]

Frank Zwaan 22.5.22 13:05
Deleted:i [221]

Frank Zwaan 6.5.22 16:45
Deleted: Geothrmics

Frank Zwaan 26.6.22 11:45
Formatted [222]

Frank Zwaan 26.6.22 11:45
Formatted [223]

Frank Zwaan 26.6.22 11:45
Formatted: Default Paragraph Font

Frank Zwaan 28.6.22 18:32
Deleted:

Frank Zwaan 13.5.22 20:56
Deleted: . I

Frank Zwaan 26.6.22 11:45
Formatted: Default Paragraph Font

1215 Weibel, R., Olivarius, M., Vosgerau H., Mathiesen, A., Krjstensen, L., Nielsen, C. and Nielsen, L.: Overview of potential geothermal reservoirs in Denmark, *Neth. J. Geosci.*, 99, E3, <https://doi.org/10.1017/njg.2020.5>, 2020.

1220 Weijermars, R.: Flow behaviour and physical chemistry of bouncing putties and related polymers in view of tectonic laboratory applications, *Tectonophysics*, 124, 325–358, [https://doi.org/10.1016/0040-1951\(86\)90208-8](https://doi.org/10.1016/0040-1951(86)90208-8), 1986.

1225 Weijermars, R. and Schmeling, H.: Scaling of Newtonian and non-Newtonian fluid dynamics without inertia for quantitative modelling of rock flow due to gravity (including the concept of rheological similarity), *Phys. Earth Planet. In.*, 43, 316–330, [https://doi.org/10.1016/0031-9201\(86\)90021-X](https://doi.org/10.1016/0031-9201(86)90021-X), 1986.

1230 Willems, C. J. L., Vondrak, A., Mijnlief, H. F., Donselaar, M. E., and Van Kempen, B. M. M.: Geology of the Upper Jurassic to Lower Cretaceous geothermal aquifers in the West Netherlands Basin – an overview, *Neth. J. Geosci.*, 99, e1, <https://doi.org/10.1017/njg.2020.1>, 2020.

1235 Williams, G. D., Powell, C. M., and Cooper, M. A.: Geometry and kinematics of inversion tectonics, *Geol. Soc. Spec. Publ.*, 44, 3–15, <https://doi.org/10.1144/gsl.sp.1989.044.01.02>, 1989.

1240 Willingshofer, E. and Sokoutis, D.: Decoupling along plate boundaries: Key variable controlling the mode of deformation and the geometry of collisional mountain belts, *Geology*, 37, 39-42; <https://doi.org/10.1130/G25321A.1>, 2009.

1245 Willingshofer, E., Sokoutis, D., Luth, S. W., Beekman, F., and Cloetingh, S.: Subduction and deformation of the continental lithosphere in response to plate and crust-mantle coupling, *Geology*, 41, 1239-1242, <https://doi.org/10.1130/G34815.1>, 2013.

1250 Wilson, R. W., Houseman, G. A., Buitter, S. J. H., McCaffrey, K. J. W., and Doré, A. G.: Fifty years of the Wilson Cycle concept in plate tectonics: an overview, *Geol. Soc. Spec. Publ.*, 470, 1-17, <https://doi.org/10.1144/SP470-2019-58>, 2019.

1255 Withjack, M. O. and Callaway, S.: Active normal faulting beneath a salt layer: An experimental study of deformation patterns in the cover sequence, *AAPG Bull.*, 84, 627-651, <http://dx.doi.org/10.1306/C9EBCE73-1735-11D7-8645000102C1865D>, 2000.

1260 Withjack, M. O. and Jamison, W. R.: Deformation produced by oblique rifting, *Tectonophysics*, 126, 99–124, [https://doi.org/10.1016/0040-1951\(86\)90222-2](https://doi.org/10.1016/0040-1951(86)90222-2), 1986.

Frank Zwaan 13.5.22 17:15
Deleted: i... istensen, L., Nielsen, C.M... [224]
 Frank Zwaan 26.6.22 11:45
Formatted: English (UK)
 Frank Zwaan 13.5.22 17:15
Deleted: e
 Frank Zwaan 26.6.22 11:45
Formatted: [225]
 Frank Zwaan 26.6.22 11:45
Formatted: English (UK)
 Frank Zwaan 6.5.22 16:43
Deleted: -
 Frank Zwaan 26.6.22 11:45
Formatted: [226]
 Frank Zwaan 8.5.22 10:18
Deleted: ...ewtonian fluid dynamics wit... [227]
 Frank Zwaan 26.6.22 11:45
Formatted: [228]
 Frank Zwaan 26.6.22 11:45
Formatted: [229]
 Frank Zwaan 13.5.22 20:57
Deleted: in: Inversion Tectonics, edited by: Cooper, M. A. and Williams, G. D., Geological Society, London, UK,
 Frank Zwaan 26.6.22 11:45
Formatted: Default Paragraph Font
 Frank Zwaan 22.5.22 13:07
Deleted:

Frank Zwaan 26.6.22 11:45
Formatted: [230]
 Frank Zwaan 22.5.22 13:07
Deleted:
 Frank Zwaan 26.6.22 11:45
Formatted: Default Paragraph Font

1265 Yagupsky, D.L., Cristallini, E.O., Fantin, J., Valcarce, G.Z., Bottesi, G., and Varadé, R.: Oblique half-graben inversion of the Mesozoic Neuquén Rift in the Malargüe Fold and Thrust Belt, Mendoza, Argentina: New insights from analogue models, *J. Struct. Geol.*, 30, 839-853, <https://doi.org/10.1016/j.jsg.2008.03.007>, 2008.

Frank Zwaan 26.6.22 11:45
Formatted: English (UK)

1270 Yamada, Y. and McClay, K.R.: Application of geometric models to inverted listric fault systems in sandbox experiments. Paper 1: 2D hanging wall deformation and section restoration, *J. Struct. Geol.*, 25, 1551-1560, [https://doi.org/10.1016/S0191-8141\(02\)00181-5](https://doi.org/10.1016/S0191-8141(02)00181-5), 2003a.

Frank Zwaan 26.6.22 11:45
Formatted: English (UK)

1275 Yamada, Y. and McClay, K.R.: Application of geometric models to inverted listric fault systems in sandbox experiments. Paper 2: insights for possible along strike migration of material during 3D hanging wall deformation, *J. Struct. Geol.*, 25, 1331-1336, [https://doi.org/10.1016/S0191-8141\(02\)00160-8](https://doi.org/10.1016/S0191-8141(02)00160-8), 2003b.

Yamada, Y. and McClay, K.R.: 3-D analogue modeling of inversion thrust structures, in: Thrust tectonics and hydrocarbon systems, edited by: McClay, K.R., AAPG Memoir, 82, 276-301, <https://doi.org/10.1306/M82813C16>, 2004.

1280 Yamada, Y. and McClay, K.R.: Influence of shear angle on hangingwall deformation during tectonic inversion, *Isl. Arc.*, 19, 546-559, <https://doi.org/10.1111/j.1440-1738.2010.00731.x>, 2010.

Frank Zwaan 26.6.22 11:45
Formatted: Default Paragraph Font

Frank Zwaan 26.6.22 12:29

Deleted: -

1285 Yu, F., Zhang, R., Yu, J., Wang, Y., Chen, S., Liu, J., Wu, C., Wang, Y., Wang, S., Wang, Y., and Liu, Y.: Meso-Cenozoic negative inversion model for the Linhe Depression of Hetao Basin, China, *Geol. Mag.* 1-26, <https://doi.org/10.1017/S0016756821001138>, 2021.

Frank Zwaan 26.6.22 12:29

Deleted: Zwaan, F. and Schreurs, G.: Analogue models of lithospheric-scale rifting in an X-Ray CT scanner syrup models, AGU Fall Meeting 2021, Online, 13-17 December 2021, T42A-03, <https://agu.confex.com/agu/fm21/meetingapp.cgi/Paper/869319>, 2021 - ... [231]

Ziegler, P. A., Cloetingh, S., and Van Wees, J.-D.: Dynamics of intra-plate compressional deformation: the Alpine foreland and other examples, *Tectonophysics*, 252, 7-59, [https://doi.org/10.1016/0040-1951\(95\)00102-6](https://doi.org/10.1016/0040-1951(95)00102-6), 1995.

Frank Zwaan 26.6.22 11:45

Formatted: Default Paragraph Font

1290 Zwaan, F. and Schreurs, G.: Rift segment interaction in orthogonal and rotational extension experiments: Implications for the large-scale development of rift systems, *J. Struct. Geol.*, 140, 104119, <https://doi.org/10.1016/j.jsg.2020.104119>, 2020.

Frank Zwaan 26.6.22 11:45

Formatted: English (UK)

Frank Zwaan 26.6.22 11:45

Formatted: Default Paragraph Font

Frank Zwaan 26.6.22 11:45

Formatted: Default Paragraph Font

1295 Zwaan, F. and Schreurs, G.: Analogue models of lithospheric-scale rifting monitored in an X-ray CT scanner, *ESSOAr* [preprint], <https://doi.org/10.1002/essoar.10510709.1>, 03 March 2022.

Frank Zwaan 26.6.22 11:45

Formatted: English (UK)

Frank Zwaan 26.6.22 11:45

Formatted: Not Highlight

Zwaan, F. and Schreurs, G.: Analogue Modeling of Continental Rifting: An Overview, in: *Continental Rifted Margins I*, edited by: Peron-Pinvidic, G., ISTE-Wiley, <https://doi.org/10.51926>, in press. Preprint: <https://www.researchgate.net/publication/349536310>

Frank Zwaan 26.6.22 11:45

Formatted: Not Highlight

Frank Zwaan 9.5.22 21:45

Deleted: , Tectonics, in prep.

3310 Zwaan, F., Chenin, P., Erratt, D., Manatschal, G., and Scheurs, G.: Complex rift patterns, a result of interacting crustal and mantle weaknesses, or multiphase rifting? Insights from analogue models, *Solid Earth*, 12, 1473-1495, <https://doi.org/10.5194/se-12-1473-2021>, 2021.

3315 Zwaan, F., Chenin, P., Erratt, D., Manatschal, G., and Scheurs, G.: Competition between 3D structural inheritance and kinematics during rifting: insights from analogue models, *Basin Res.*, 1–31. <https://doi.org/10.1111/bre.12642>, 2022.

Zwaan, F., Corti, G., Keir, D., Sani, F.: Analogue modelling of marginal flexure in Afar, East Africa: Implications for passive margin formation, *Tectonophysics*, 796, 228595, <https://doi.org/10.1016/j.tecto.2020.228595>, 2020a.

3320 Zwaan, F., Schreurs, G., and Adam, J.: Effects of sedimentation on rift segment evolution and rift interaction in orthogonal and oblique extensional settings: Insights from analogue models analysed with 4D X-ray computed tomography and digital volume correlation techniques, *Global Planet. Change*, 171, 110–133, <https://doi.org/10.1016/j.gloplacha.2017.11.002>, 2018a.

3325 Zwaan, F., Schreurs, G., and Buitert, S. J. H.: A systematic comparison of experimental set-ups for modelling extensional tectonics, *Solid Earth*, 10, 1063-1097, <https://doi.org/10.5194/se-10-1063-2019>, 2019.

3330 Zwaan, F., Schreurs, G., Naliboff, J., and Buitert, S. J. H.: Insights into the effects of oblique extension on continental rift interaction from 3-D analogue and numerical models, *Tectonophysics*, 693, 239–260, <https://doi.org/10.1016/j.tecto.2016.02.036>, 2016.

Zwaan, F., Schreurs, G., and Rosenau, M.: Rift propagation in rotational versus orthogonal extension: Insights from 4D analogue models, *J. Struct. Geol.*, 135, 103946, <https://doi.org/10.1016/j.jsg.2019.103946>, 2020b.

3335 Zwaan, F., Schreurs, G., Ritter, M., Santimano, T., and Rosenau, M.: Rheology of PDMS-corundum sand mixtures from the Tectonic Modelling Lab of the University of Bern (CH), V. 1. GFZ Data Services, <https://doi.org/10.5880/figgeo.2018.023>, 2018b.

Frank Zwaan 29.6.22 16:06
Deleted: . [232]

Frank Zwaan 26.6.22 11:45
Formatted: Default Paragraph Font

Frank Zwaan 26.6.22 11:45
Formatted

Frank Zwaan 21.6.22 17:04
Deleted: a... [233]

Frank Zwaan 26.6.22 11:45
Formatted: Default Paragraph Font

Frank Zwaan 21.6.22 17:03
Deleted: 1b

Frank Zwaan 26.6.22 11:45
Formatted

Frank Zwaan 26.6.22 11:45
Formatted: English (UK)

Frank Zwaan 29.6.22 16:07
Deleted:

Frank Zwaan 26.6.22 11:45
Formatted

Frank Zwaan 26.6.22 11:45
Formatted: Default Paragraph Font

Frank Zwaan 28.6.22 18:36
Deleted: .

Frank Zwaan 26.6.22 11:45
Formatted

Frank Zwaan 26.6.22 11:45
Formatted: Default Paragraph Font

Frank Zwaan 29.5.22 15:32
Deleted:

Frank Zwaan 26.6.22 11:45
Formatted

Frank Zwaan 22.5.22 13:10
Deleted: .

Page 4: [1] Deleted	Frank Zwaan	09.05.22 21:14
----------------------------	--------------------	-----------------------

91

Page 4: [1] Deleted	Frank Zwaan	09.05.22 21:14
----------------------------	--------------------	-----------------------

91

Page 4: [1] Deleted	Frank Zwaan	09.05.22 21:14
----------------------------	--------------------	-----------------------

91

Page 4: [1] Deleted	Frank Zwaan	09.05.22 21:14
----------------------------	--------------------	-----------------------

91

Page 4: [1] Deleted	Frank Zwaan	09.05.22 21:14
----------------------------	--------------------	-----------------------

91

Page 4: [2] Deleted	Frank Zwaan	13.05.22 16:30
----------------------------	--------------------	-----------------------

Brun

Page 4: [2] Deleted	Frank Zwaan	13.05.22 16:30
----------------------------	--------------------	-----------------------

Brun

Page 4: [3] Deleted	Frank Zwaan	13.05.22 16:30
----------------------------	--------------------	-----------------------

6

Page 4: [3] Deleted	Frank Zwaan	13.05.22 16:30
----------------------------	--------------------	-----------------------

6

Page 4: [3] Deleted	Frank Zwaan	13.05.22 16:30
----------------------------	--------------------	-----------------------

6

Page 4: [3] Deleted	Frank Zwaan	13.05.22 16:30
----------------------------	--------------------	-----------------------

6

Page 4: [3] Deleted	Frank Zwaan	13.05.22 16:30
----------------------------	--------------------	-----------------------

6

Page 4: [3] Deleted	Frank Zwaan	13.05.22 16:30
----------------------------	--------------------	-----------------------

6

Page 4: [3] Deleted	Frank Zwaan	13.05.22 16:30
----------------------------	--------------------	-----------------------

6

Page 4: [3] Deleted	Frank Zwaan	13.05.22 16:30
----------------------------	--------------------	-----------------------

6

Page 4: [4] Deleted	Frank Zwaan	13.05.22 17:24
----------------------------	--------------------	-----------------------

ce

Page 4: [4] Deleted **Frank Zwaan** **13.05.22 17:24**

ce

Page 4: [4] Deleted **Frank Zwaan** **13.05.22 17:24**

ce

Page 4: [4] Deleted **Frank Zwaan** **13.05.22 17:24**

ce

Page 4: [4] Deleted **Frank Zwaan** **13.05.22 17:24**

ce

Page 4: [4] Deleted **Frank Zwaan** **13.05.22 17:24**

ce

Page 4: [4] Deleted **Frank Zwaan** **13.05.22 17:24**

ce

Page 4: [4] Deleted **Frank Zwaan** **13.05.22 17:24**

ce

Page 4: [4] Deleted **Frank Zwaan** **13.05.22 17:24**

ce

Page 4: [4] Deleted **Frank Zwaan** **13.05.22 17:24**

ce

Page 4: [4] Deleted **Frank Zwaan** **13.05.22 17:24**

ce

Page 4: [4] Deleted **Frank Zwaan** **13.05.22 17:24**

ce

Page 4: [4] Deleted **Frank Zwaan** **13.05.22 17:24**

ce

Page 4: [4] Deleted **Frank Zwaan** **13.05.22 17:24**

ce

Page 4: [4] Deleted **Frank Zwaan** **13.05.22 17:24**

ce

Page 4: [4] Deleted **Frank Zwaan** **13.05.22 17:24**

ce

Page 4: [4] Deleted **Frank Zwaan** **13.05.22 17:24**

ce

Page 4: [4] Deleted	Frank Zwaan	13.05.22 17:24
----------------------------	--------------------	-----------------------

ce

Page 4: [4] Deleted	Frank Zwaan	13.05.22 17:24
----------------------------	--------------------	-----------------------

ce

Page 4: [4] Deleted	Frank Zwaan	13.05.22 17:24
----------------------------	--------------------	-----------------------

ce

Page 4: [4] Deleted	Frank Zwaan	13.05.22 17:24
----------------------------	--------------------	-----------------------

ce

Page 4: [4] Deleted	Frank Zwaan	13.05.22 17:24
----------------------------	--------------------	-----------------------

ce

Page 4: [4] Deleted	Frank Zwaan	13.05.22 17:24
----------------------------	--------------------	-----------------------

ce

Page 4: [4] Deleted	Frank Zwaan	13.05.22 17:24
----------------------------	--------------------	-----------------------

ce

Page 4: [4] Deleted	Frank Zwaan	13.05.22 17:24
----------------------------	--------------------	-----------------------

ce

Page 4: [4] Deleted	Frank Zwaan	13.05.22 17:24
----------------------------	--------------------	-----------------------

ce

Page 4: [4] Deleted	Frank Zwaan	13.05.22 17:24
----------------------------	--------------------	-----------------------

ce

Page 10: [5] Deleted	Frank Zwaan	08.05.22 10:13
-----------------------------	--------------------	-----------------------

,

Page 10: [5] Deleted	Frank Zwaan	08.05.22 10:13
-----------------------------	--------------------	-----------------------

,

Page 10: [5] Deleted	Frank Zwaan	08.05.22 10:13
-----------------------------	--------------------	-----------------------

,

Page 10: [5] Deleted	Frank Zwaan	08.05.22 10:13
-----------------------------	--------------------	-----------------------

,

Page 10: [5] Deleted	Frank Zwaan	08.05.22 10:13
-----------------------------	--------------------	-----------------------

,

Page 10: [6] Deleted	Frank Zwaan	09.05.22 19:47
-----------------------------	--------------------	-----------------------

&

Page 10: [6] Deleted	Frank Zwaan	09.05.22 19:47
-----------------------------	--------------------	-----------------------

&

Page 10: [6] Deleted	Frank Zwaan	09.05.22 19:47
-----------------------------	--------------------	-----------------------

&

Page 10: [6] Deleted	Frank Zwaan	09.05.22 19:47
-----------------------------	--------------------	-----------------------

&

Page 10: [6] Deleted	Frank Zwaan	09.05.22 19:47
-----------------------------	--------------------	-----------------------

&

Page 10: [6] Deleted	Frank Zwaan	09.05.22 19:47
-----------------------------	--------------------	-----------------------

&

Page 10: [6] Deleted	Frank Zwaan	09.05.22 19:47
-----------------------------	--------------------	-----------------------

&

Page 10: [6] Deleted	Frank Zwaan	09.05.22 19:47
-----------------------------	--------------------	-----------------------

&

Page 10: [6] Deleted	Frank Zwaan	09.05.22 19:47
-----------------------------	--------------------	-----------------------

&

Page 10: [6] Deleted	Frank Zwaan	09.05.22 19:47
-----------------------------	--------------------	-----------------------

&

Page 10: [6] Deleted	Frank Zwaan	09.05.22 19:47
-----------------------------	--------------------	-----------------------

&

Page 10: [6] Deleted	Frank Zwaan	09.05.22 19:47
-----------------------------	--------------------	-----------------------

&

Page 10: [6] Deleted	Frank Zwaan	09.05.22 19:47
-----------------------------	--------------------	-----------------------

&

Page 10: [7] Deleted	Frank Zwaan	09.05.22 19:47
-----------------------------	--------------------	-----------------------

&

Page 10: [7] Deleted	Frank Zwaan	09.05.22 19:47
-----------------------------	--------------------	-----------------------

&

Page 10: [7] Deleted	Frank Zwaan	09.05.22 19:47
-----------------------------	--------------------	-----------------------

&

Page 10: [7] Deleted	Frank Zwaan	09.05.22 19:47
-----------------------------	--------------------	-----------------------

&

Page 10: [7] Deleted	Frank Zwaan	09.05.22 19:47
-----------------------------	--------------------	-----------------------

&

Page 10: [7] Deleted	Frank Zwaan	09.05.22 19:47
-----------------------------	--------------------	-----------------------

&

Page 13: [8] Deleted	Frank Zwaan	09.05.22 19:47
-----------------------------	--------------------	-----------------------

&

Page 13: [8] Deleted	Frank Zwaan	09.05.22 19:47
-----------------------------	--------------------	-----------------------

&

Page 13: [8] Deleted	Frank Zwaan	09.05.22 19:47
-----------------------------	--------------------	-----------------------

&

Page 13: [8] Deleted	Frank Zwaan	09.05.22 19:47
-----------------------------	--------------------	-----------------------

&

Page 13: [8] Deleted	Frank Zwaan	09.05.22 19:47
-----------------------------	--------------------	-----------------------

&

Page 13: [8] Deleted	Frank Zwaan	09.05.22 19:47
-----------------------------	--------------------	-----------------------

&

Page 13: [8] Deleted	Frank Zwaan	09.05.22 19:47
-----------------------------	--------------------	-----------------------

&

Page 13: [8] Deleted	Frank Zwaan	09.05.22 19:47
-----------------------------	--------------------	-----------------------

&

Page 13: [8] Deleted	Frank Zwaan	09.05.22 19:47
-----------------------------	--------------------	-----------------------

&

Page 13: [9] Deleted	Frank Zwaan	09.05.22 19:58
-----------------------------	--------------------	-----------------------

,

Page 13: [9] Deleted	Frank Zwaan	09.05.22 19:58
-----------------------------	--------------------	-----------------------

,

Page 13: [9] Deleted	Frank Zwaan	09.05.22 19:58
-----------------------------	--------------------	-----------------------

,

Page 13: [9] Deleted	Frank Zwaan	09.05.22 19:58
-----------------------------	--------------------	-----------------------

,

Page 13: [9] Deleted	Frank Zwaan	09.05.22 19:58
-----------------------------	--------------------	-----------------------

,

Page 13: [9] Deleted	Frank Zwaan	09.05.22 19:58
-----------------------------	--------------------	-----------------------

,

Page 13: [10] Deleted	Frank Zwaan	09.05.22 19:47
------------------------------	--------------------	-----------------------

&

Page 13: [10] Deleted	Frank Zwaan	09.05.22 19:47
------------------------------	--------------------	-----------------------

&

Page 13: [10] Deleted	Frank Zwaan	09.05.22 19:47
------------------------------	--------------------	-----------------------

&

Page 13: [10] Deleted	Frank Zwaan	09.05.22 19:47
------------------------------	--------------------	-----------------------

&

Page 13: [10] Deleted	Frank Zwaan	09.05.22 19:47
------------------------------	--------------------	-----------------------

&

Page 13: [10] Deleted	Frank Zwaan	09.05.22 19:47
------------------------------	--------------------	-----------------------

&

Page 13: [10] Deleted	Frank Zwaan	09.05.22 19:47
------------------------------	--------------------	-----------------------

&

Page 13: [10] Deleted	Frank Zwaan	09.05.22 19:47
------------------------------	--------------------	-----------------------

&

Page 13: [10] Deleted	Frank Zwaan	09.05.22 19:47
------------------------------	--------------------	-----------------------

&

Page 16: [11] Deleted	Frank Zwaan	29.06.22 22:45
------------------------------	--------------------	-----------------------

Furthermore, variations within the model layers allow for the simulation of complex 3D structural inheritance. For instance, weak granular materials can serve to simulate sedimentary basin infill (Martínez & Cristallini 2017, Panien et al. 2005; Yagupsky et al. 2008). Pre-cut fault planes in brittle layers serve to localize deformation (Panien et al. 2006a, Di Domenica et al. 2014). Marques & Nogueira (2008) even embedded viscous material in such pre-existing faults during model preparation, reproducing the effects of salt injected along a fault plane during deformation. Additional methods to generate complex weaknesses is the application of patches or "seeds" of viscous material to locally weaken the overlying sand layers, thus localizing deformation (Munteanu et al. 2013, Dooley & Hudec 2020).

Page 18: [12] Deleted	Frank Zwaan	29.06.22 07:58
------------------------------	--------------------	-----------------------

Page 21: [13] Formatted	Frank Zwaan	26.06.22 11:45
--------------------------------	--------------------	-----------------------

Font:8 pt

Page 21: [14] Formatted	Frank Zwaan	26.06.22 11:49
--------------------------------	--------------------	-----------------------

Centered, Space Before: 3 pt, After: 3 pt, Line spacing: single, Tabs:Not at 8 cm + 16 cm

Page 21: [15] Formatted Table	Frank Zwaan	28.06.22 22:42
--------------------------------------	--------------------	-----------------------

Formatted Table

Page 21: [16] Formatted	Frank Zwaan	26.06.22 11:45
--------------------------------	--------------------	-----------------------

Font:8 pt, Not Italic, Font color: Auto

Page 21: [17] Formatted	Frank Zwaan	26.06.22 11:45
--------------------------------	--------------------	-----------------------

Font:8 pt

Page 21: [18] Formatted	Frank Zwaan	26.06.22 11:49
--------------------------------	--------------------	-----------------------

Centered, Space Before: 3 pt, After: 3 pt, Line spacing: single, Tabs:Not at 8 cm + 16 cm

Page 21: [19] Formatted	Frank Zwaan	26.06.22 11:45
--------------------------------	--------------------	-----------------------

Font:8 pt, Not Italic, Font color: Auto

Page 21: [20] Formatted	Frank Zwaan	26.06.22 11:45
--------------------------------	--------------------	-----------------------

Font:8 pt

Page 21: [20] Formatted	Frank Zwaan	26.06.22 11:45
--------------------------------	--------------------	-----------------------

Font:8 pt

Page 21: [21] Formatted	Frank Zwaan	26.06.22 11:45
--------------------------------	--------------------	-----------------------

Font:8 pt

Page 21: [21] Formatted	Frank Zwaan	26.06.22 11:45
--------------------------------	--------------------	-----------------------

Font:8 pt

Page 21: [22] Formatted	Frank Zwaan	26.06.22 11:45
--------------------------------	--------------------	-----------------------

Font:8 pt

Page 21: [22] Formatted	Frank Zwaan	26.06.22 11:45
--------------------------------	--------------------	-----------------------

Font:8 pt

Page 21: [23] Formatted	Frank Zwaan	26.06.22 11:45
--------------------------------	--------------------	-----------------------

Font:8 pt

Page 21: [24] Formatted	Frank Zwaan	26.06.22 11:49
--------------------------------	--------------------	-----------------------

Centered, Space Before: 3 pt, After: 3 pt, Line spacing: single, No bullets or numbering

Page 21: [25] Formatted	Frank Zwaan	26.06.22 11:45
--------------------------------	--------------------	-----------------------

Font:8 pt, Not Italic, Font color: Auto

Page 21: [26] Formatted	Frank Zwaan	26.06.22 11:45
--------------------------------	--------------------	-----------------------

Font:8 pt

Page 21: [26] Formatted	Frank Zwaan	26.06.22 11:45
--------------------------------	--------------------	-----------------------

Font:8 pt

Page 21: [27] Formatted	Frank Zwaan	26.06.22 11:45
--------------------------------	--------------------	-----------------------

Font:8 pt

Page 21: [27] Formatted	Frank Zwaan	26.06.22 11:45
--------------------------------	--------------------	-----------------------

Font:8 pt

Page 21: [28] Formatted	Frank Zwaan	26.06.22 11:45
--------------------------------	--------------------	-----------------------

Font:8 pt

Page 21: [28] Formatted	Frank Zwaan	26.06.22 11:45
--------------------------------	--------------------	-----------------------

Font:8 pt

Page 21: [29] Formatted	Frank Zwaan	26.06.22 11:45
--------------------------------	--------------------	-----------------------

Font:8 pt

Page 21: [29] Formatted	Frank Zwaan	26.06.22 11:45
--------------------------------	--------------------	-----------------------

Font:8 pt

Page 21: [30] Formatted	Frank Zwaan	26.06.22 11:45
--------------------------------	--------------------	-----------------------

Font:8 pt, Not Italic, Font color: Auto

Page 21: [31] Formatted	Frank Zwaan	26.06.22 11:45
--------------------------------	--------------------	-----------------------

Font:8 pt

Page 21: [31] Formatted	Frank Zwaan	26.06.22 11:45
--------------------------------	--------------------	-----------------------

Font:8 pt

Page 21: [32] Formatted	Frank Zwaan	26.06.22 11:45
--------------------------------	--------------------	-----------------------

Font:8 pt

Page 21: [32] Formatted	Frank Zwaan	26.06.22 11:45
--------------------------------	--------------------	-----------------------

Font:8 pt

Page 21: [33] Formatted	Frank Zwaan	26.06.22 11:45
--------------------------------	--------------------	-----------------------

Font:8 pt

Page 21: [33] Formatted	Frank Zwaan	26.06.22 11:45
--------------------------------	--------------------	-----------------------

Font:8 pt

Page 21: [34] Formatted	Frank Zwaan	26.06.22 11:45
--------------------------------	--------------------	-----------------------

Font:8 pt, Not Italic, Font color: Auto

Page 21: [35] Formatted	Frank Zwaan	26.06.22 11:49
Centered, Space Before: 3 pt, After: 3 pt, Line spacing: single		
Page 21: [36] Formatted	Frank Zwaan	26.06.22 11:45
Font:8 pt		
Page 21: [37] Formatted	Frank Zwaan	26.06.22 11:50
Centered, Level 5, Space Before: 3 pt, After: 3 pt, Line spacing: single, Keep with next, Keep lines together, Tabs:Not at 8 cm + 16 cm		
Page 21: [38] Formatted	Frank Zwaan	26.06.22 11:45
Font:8 pt, Not Italic, Font color: Auto		
Page 21: [38] Formatted	Frank Zwaan	26.06.22 11:45
Font:8 pt, Not Italic, Font color: Auto		
Page 21: [39] Formatted	Frank Zwaan	26.06.22 11:45
Font:8 pt, Not Italic, Font color: Auto		
Page 21: [40] Formatted	Frank Zwaan	26.06.22 11:45
Font:8 pt, Not Italic, Font color: Auto		
Page 21: [41] Formatted	Frank Zwaan	26.06.22 11:45
Font:8 pt		
Page 21: [41] Formatted	Frank Zwaan	26.06.22 11:45
Font:8 pt		
Page 21: [42] Formatted	Frank Zwaan	26.06.22 11:45
Font:8 pt		
Page 21: [43] Formatted	Frank Zwaan	26.06.22 11:49
Centered, Space Before: 3 pt, After: 3 pt, Line spacing: single		
Page 21: [44] Formatted	Frank Zwaan	26.06.22 11:45
Font:8 pt		
Page 21: [45] Formatted	Frank Zwaan	26.06.22 11:49
Centered, Space Before: 3 pt, After: 3 pt, Line spacing: single, No bullets or numbering		
Page 21: [46] Formatted	Frank Zwaan	26.06.22 11:45
Font:8 pt, Not Italic, Font color: Auto		
Page 21: [47] Formatted	Frank Zwaan	26.06.22 11:45
Font:8 pt		
Page 21: [47] Formatted	Frank Zwaan	26.06.22 11:45
Font:8 pt		

Page 21: [48] Formatted	Frank Zwaan	26.06.22 11:45
--------------------------------	--------------------	-----------------------

Font:8 pt

Page 21: [48] Formatted	Frank Zwaan	26.06.22 11:45
--------------------------------	--------------------	-----------------------

Font:8 pt

Page 21: [49] Formatted	Frank Zwaan	26.06.22 11:45
--------------------------------	--------------------	-----------------------

Font:8 pt

Page 21: [49] Formatted	Frank Zwaan	26.06.22 11:45
--------------------------------	--------------------	-----------------------

Font:8 pt

Page 21: [50] Formatted	Frank Zwaan	26.06.22 11:45
--------------------------------	--------------------	-----------------------

Font:8 pt

Page 21: [50] Formatted	Frank Zwaan	26.06.22 11:45
--------------------------------	--------------------	-----------------------

Font:8 pt

Page 21: [51] Formatted	Frank Zwaan	26.06.22 11:45
--------------------------------	--------------------	-----------------------

Font:8 pt, Not Italic, Font color: Auto

Page 21: [52] Formatted	Frank Zwaan	26.06.22 11:45
--------------------------------	--------------------	-----------------------

Font:8 pt

Page 21: [52] Formatted	Frank Zwaan	26.06.22 11:45
--------------------------------	--------------------	-----------------------

Font:8 pt

Page 21: [53] Formatted	Frank Zwaan	26.06.22 11:45
--------------------------------	--------------------	-----------------------

Font:8 pt

Page 21: [53] Formatted	Frank Zwaan	26.06.22 11:45
--------------------------------	--------------------	-----------------------

Font:8 pt

Page 21: [54] Formatted	Frank Zwaan	26.06.22 11:45
--------------------------------	--------------------	-----------------------

Font:8 pt

Page 21: [55] Formatted	Frank Zwaan	26.06.22 11:45
--------------------------------	--------------------	-----------------------

Font:8 pt

Page 21: [55] Formatted	Frank Zwaan	26.06.22 11:45
--------------------------------	--------------------	-----------------------

Font:8 pt

Page 21: [55] Formatted	Frank Zwaan	26.06.22 11:45
--------------------------------	--------------------	-----------------------

Font:8 pt

Page 21: [56] Formatted	Frank Zwaan	26.06.22 11:45
--------------------------------	--------------------	-----------------------

Font:8 pt, Not Italic, Font color: Auto

Page 21: [57] Formatted	Frank Zwaan	26.06.22 11:45
--------------------------------	--------------------	-----------------------

Font:8 pt, Not Italic, Font color: Auto

Page 21: [58] Formatted	Frank Zwaan	26.06.22 11:45
--------------------------------	--------------------	-----------------------

Font:8 pt, Not Bold, Not Italic, Font color: Auto

Page 21: [59] Formatted	Frank Zwaan	26.06.22 11:45
--------------------------------	--------------------	-----------------------

Font:8 pt

Page 21: [60] Formatted	Frank Zwaan	26.06.22 11:45
--------------------------------	--------------------	-----------------------

Font:8 pt, Not Italic, Font color: Auto

Page 21: [61] Formatted	Frank Zwaan	26.06.22 11:45
--------------------------------	--------------------	-----------------------

Font:8 pt

Page 21: [62] Formatted	Frank Zwaan	26.06.22 11:49
--------------------------------	--------------------	-----------------------

Centered, Space Before: 3 pt, After: 3 pt, Line spacing: single

Page 21: [63] Formatted	Frank Zwaan	26.06.22 11:45
--------------------------------	--------------------	-----------------------

Font:8 pt

Page 21: [64] Formatted	Frank Zwaan	26.06.22 11:49
--------------------------------	--------------------	-----------------------

Centered, Space Before: 3 pt, After: 3 pt, Line spacing: single, No bullets or numbering

Page 21: [65] Formatted	Frank Zwaan	26.06.22 11:45
--------------------------------	--------------------	-----------------------

Font:8 pt, Not Italic, Font color: Auto

Page 21: [66] Formatted	Frank Zwaan	26.06.22 11:45
--------------------------------	--------------------	-----------------------

Font:8 pt

Page 21: [66] Formatted	Frank Zwaan	26.06.22 11:45
--------------------------------	--------------------	-----------------------

Font:8 pt

Page 21: [67] Formatted	Frank Zwaan	26.06.22 11:45
--------------------------------	--------------------	-----------------------

Font:8 pt

Page 21: [67] Formatted	Frank Zwaan	26.06.22 11:45
--------------------------------	--------------------	-----------------------

Font:8 pt

Page 21: [68] Formatted	Frank Zwaan	26.06.22 11:45
--------------------------------	--------------------	-----------------------

Font:8 pt

Page 21: [68] Formatted	Frank Zwaan	26.06.22 11:45
--------------------------------	--------------------	-----------------------

Font:8 pt

Page 21: [69] Formatted	Frank Zwaan	26.06.22 11:45
--------------------------------	--------------------	-----------------------

Font:8 pt

Page 21: [69] Formatted	Frank Zwaan	26.06.22 11:45
Font:8 pt		
Page 21: [70] Formatted	Frank Zwaan	26.06.22 11:45
Font:8 pt, Not Italic, Font color: Auto		
Page 21: [71] Formatted	Frank Zwaan	26.06.22 11:45
Font:8 pt		
Page 21: [71] Formatted	Frank Zwaan	26.06.22 11:45
Font:8 pt		
Page 21: [72] Formatted	Frank Zwaan	26.06.22 11:45
Font:8 pt		
Page 21: [72] Formatted	Frank Zwaan	26.06.22 11:45
Font:8 pt		
Page 21: [73] Formatted	Frank Zwaan	26.06.22 11:45
Font:8 pt		
Page 21: [73] Formatted	Frank Zwaan	26.06.22 11:45
Font:8 pt		
Page 21: [74] Formatted	Frank Zwaan	26.06.22 11:45
Font:8 pt, Not Italic, Font color: Auto		
Page 21: [75] Formatted	Frank Zwaan	26.06.22 11:45
Font:8 pt		
Page 21: [75] Formatted	Frank Zwaan	26.06.22 11:45
Font:8 pt		
Page 21: [76] Formatted	Frank Zwaan	26.06.22 11:45
Font:8 pt		
Page 21: [76] Formatted	Frank Zwaan	26.06.22 11:45
Font:8 pt		
Page 21: [77] Formatted	Frank Zwaan	26.06.22 11:45
Font:8 pt		
Page 21: [77] Formatted	Frank Zwaan	26.06.22 11:45
Font:8 pt		
Page 22: [78] Deleted	Frank Zwaan	29.06.22 08:30

,

Page 22: [78] Deleted	Frank Zwaan	29.06.22 08:30
------------------------------	--------------------	-----------------------

,

Page 22: [78] Deleted	Frank Zwaan	29.06.22 08:30
------------------------------	--------------------	-----------------------

,

Page 22: [79] Deleted	Frank Zwaan	09.05.22 19:48
------------------------------	--------------------	-----------------------

&

Page 22: [79] Deleted	Frank Zwaan	09.05.22 19:48
------------------------------	--------------------	-----------------------

&

Page 22: [80] Deleted	Frank Zwaan	13.05.22 16:34
------------------------------	--------------------	-----------------------

and

Page 22: [80] Deleted	Frank Zwaan	13.05.22 16:34
------------------------------	--------------------	-----------------------

and

Page 22: [80] Deleted	Frank Zwaan	13.05.22 16:34
------------------------------	--------------------	-----------------------

and

Page 22: [80] Deleted	Frank Zwaan	13.05.22 16:34
------------------------------	--------------------	-----------------------

and

Page 22: [80] Deleted	Frank Zwaan	13.05.22 16:34
------------------------------	--------------------	-----------------------

and

Page 22: [81] Deleted	Frank Zwaan	29.06.22 15:25
------------------------------	--------------------	-----------------------

9

Page 22: [81] Deleted	Frank Zwaan	29.06.22 15:25
------------------------------	--------------------	-----------------------

9

Page 22: [81] Deleted	Frank Zwaan	29.06.22 15:25
------------------------------	--------------------	-----------------------

9

Page 22: [81] Deleted	Frank Zwaan	29.06.22 15:25
------------------------------	--------------------	-----------------------

9

Page 22: [81] Deleted	Frank Zwaan	29.06.22 15:25
------------------------------	--------------------	-----------------------

9

Page 22: [81] Deleted	Frank Zwaan	29.06.22 15:25
------------------------------	--------------------	-----------------------

9

Page 22: [81] Deleted	Frank Zwaan	29.06.22 15:25
------------------------------	--------------------	-----------------------

9

Page 22: [81] Deleted	Frank Zwaan	29.06.22 15:25
------------------------------	--------------------	-----------------------

9

Page 22: [81] Deleted	Frank Zwaan	29.06.22 15:25
------------------------------	--------------------	-----------------------

9

Page 22: [81] Deleted	Frank Zwaan	29.06.22 15:25
------------------------------	--------------------	-----------------------

9

Page 22: [81] Deleted	Frank Zwaan	29.06.22 15:25
------------------------------	--------------------	-----------------------

9

Page 22: [82] Deleted	Frank Zwaan	09.05.22 19:48
------------------------------	--------------------	-----------------------

&

Page 22: [82] Deleted	Frank Zwaan	09.05.22 19:48
------------------------------	--------------------	-----------------------

&

Page 23: [83] Deleted	Frank Zwaan	09.05.22 19:48
------------------------------	--------------------	-----------------------

&

Page 23: [83] Deleted	Frank Zwaan	09.05.22 19:48
------------------------------	--------------------	-----------------------

&

Page 23: [83] Deleted	Frank Zwaan	09.05.22 19:48
------------------------------	--------------------	-----------------------

&

Page 23: [83] Deleted	Frank Zwaan	09.05.22 19:48
------------------------------	--------------------	-----------------------

&

Page 23: [83] Deleted	Frank Zwaan	09.05.22 19:48
------------------------------	--------------------	-----------------------

&

Page 23: [83] Deleted	Frank Zwaan	09.05.22 19:48
------------------------------	--------------------	-----------------------

&

Page 23: [83] Deleted	Frank Zwaan	09.05.22 19:48
------------------------------	--------------------	-----------------------

&

Page 23: [83] Deleted	Frank Zwaan	09.05.22 19:48
------------------------------	--------------------	-----------------------

&

Page 23: [83] Deleted	Frank Zwaan	09.05.22 19:48
------------------------------	--------------------	-----------------------

&

Page 23: [83] Deleted	Frank Zwaan	09.05.22 19:48
------------------------------	--------------------	-----------------------

&

Page 23: [83] Deleted	Frank Zwaan	09.05.22 19:48
------------------------------	--------------------	-----------------------

&

Page 23: [83] Deleted	Frank Zwaan	09.05.22 19:48
------------------------------	--------------------	-----------------------

&

Page 23: [84] Deleted	Frank Zwaan	09.05.22 19:48
------------------------------	--------------------	-----------------------

&

Page 23: [84] Deleted	Frank Zwaan	09.05.22 19:48
------------------------------	--------------------	-----------------------

&

Page 23: [84] Deleted	Frank Zwaan	09.05.22 19:48
------------------------------	--------------------	-----------------------

&

Page 23: [85] Deleted	Frank Zwaan	29.06.22 08:38
------------------------------	--------------------	-----------------------

in

Page 23: [85] Deleted	Frank Zwaan	29.06.22 08:38
------------------------------	--------------------	-----------------------

in

Page 23: [85] Deleted	Frank Zwaan	29.06.22 08:38
------------------------------	--------------------	-----------------------

in

Page 23: [85] Deleted	Frank Zwaan	29.06.22 08:38
------------------------------	--------------------	-----------------------

in

Page 23: [85] Deleted	Frank Zwaan	29.06.22 08:38
------------------------------	--------------------	-----------------------

in

Page 23: [85] Deleted	Frank Zwaan	29.06.22 08:38
------------------------------	--------------------	-----------------------

in

Page 23: [86] Deleted	Frank Zwaan	29.06.22 08:40
------------------------------	--------------------	-----------------------

e

Page 23: [86] Deleted	Frank Zwaan	29.06.22 08:40
------------------------------	--------------------	-----------------------

e

Page 23: [86] Deleted	Frank Zwaan	29.06.22 08:40
------------------------------	--------------------	-----------------------

e

Page 23: [86] Deleted	Frank Zwaan	29.06.22 08:40
------------------------------	--------------------	-----------------------

e

Page 23: [86] Deleted	Frank Zwaan	29.06.22 08:40
------------------------------	--------------------	-----------------------

e

Page 23: [86] Deleted	Frank Zwaan	29.06.22 08:40
------------------------------	--------------------	-----------------------

e

Page 23: [86] Deleted	Frank Zwaan	29.06.22 08:40
------------------------------	--------------------	-----------------------

e

Page 23: [86] Deleted	Frank Zwaan	29.06.22 08:40
------------------------------	--------------------	-----------------------

e

Page 23: [86] Deleted	Frank Zwaan	29.06.22 08:40
------------------------------	--------------------	-----------------------

e

Page 23: [86] Deleted	Frank Zwaan	29.06.22 08:40
------------------------------	--------------------	-----------------------

e

Page 25: [87] Deleted	Frank Zwaan	28.06.22 18:32
------------------------------	--------------------	-----------------------

Page 25: [87] Deleted	Frank Zwaan	28.06.22 18:32
------------------------------	--------------------	-----------------------

Page 25: [87] Deleted	Frank Zwaan	28.06.22 18:32
------------------------------	--------------------	-----------------------

Page 25: [88] Deleted	Frank Zwaan	29.06.22 08:42
------------------------------	--------------------	-----------------------

,

Page 25: [88] Deleted	Frank Zwaan	29.06.22 08:42
------------------------------	--------------------	-----------------------

,

Page 25: [88] Deleted	Frank Zwaan	29.06.22 08:42
------------------------------	--------------------	-----------------------

,

Page 25: [88] Deleted	Frank Zwaan	29.06.22 08:42
------------------------------	--------------------	-----------------------

,

Page 25: [88] Deleted	Frank Zwaan	29.06.22 08:42
------------------------------	--------------------	-----------------------

,

Page 25: [88] Deleted	Frank Zwaan	29.06.22 08:42
------------------------------	--------------------	-----------------------

,

Page 25: [88] Deleted	Frank Zwaan	29.06.22 08:42
------------------------------	--------------------	-----------------------

,

Page 25: [88] Deleted	Frank Zwaan	29.06.22 08:42
------------------------------	--------------------	-----------------------

,

Page 25: [88] Deleted	Frank Zwaan	29.06.22 08:42
-----------------------	-------------	----------------

,

Page 25: [88] Deleted	Frank Zwaan	29.06.22 08:42
-----------------------	-------------	----------------

,

Page 25: [89] Deleted	Frank Zwaan	29.06.22 08:44
-----------------------	-------------	----------------

C

Page 25: [89] Deleted	Frank Zwaan	29.06.22 08:44
-----------------------	-------------	----------------

C

Page 25: [89] Deleted	Frank Zwaan	29.06.22 08:44
-----------------------	-------------	----------------

C

Page 25: [89] Deleted	Frank Zwaan	29.06.22 08:44
-----------------------	-------------	----------------

C

Page 25: [89] Deleted	Frank Zwaan	29.06.22 08:44
-----------------------	-------------	----------------

C

Page 25: [89] Deleted	Frank Zwaan	29.06.22 08:44
-----------------------	-------------	----------------

C

Page 25: [89] Deleted	Frank Zwaan	29.06.22 08:44
-----------------------	-------------	----------------

C

Page 25: [89] Deleted	Frank Zwaan	29.06.22 08:44
-----------------------	-------------	----------------

C

Page 25: [89] Deleted	Frank Zwaan	29.06.22 08:44
-----------------------	-------------	----------------

C

Page 25: [89] Deleted	Frank Zwaan	29.06.22 08:44
-----------------------	-------------	----------------

C

Page 25: [89] Deleted	Frank Zwaan	29.06.22 08:44
-----------------------	-------------	----------------

C

Page 25: [89] Deleted	Frank Zwaan	29.06.22 08:44
-----------------------	-------------	----------------

C

Page 25: [89] Deleted	Frank Zwaan	29.06.22 08:44
-----------------------	-------------	----------------

C

Page 25: [89] Deleted	Frank Zwaan	29.06.22 08:44
-----------------------	-------------	----------------

C

Various authors (McClay 1989, 1995; Buchanan & McClay 1992; Ferrer et al. 2016; Roma et al. 2018a, b) have tested the effects of more complex fault geometries, of which a version with a ramp-flat-ramp geometry has been most popular (Fig. 9j-l). Although the main fault has a similar smooth shape to the main fault in the listric fault set-up, leading to similar tilting of layers near the basement block, the flat part in the middle causes a disturbance in the deformation field that can cause local reverse faulting during extension (Fig. 9k). When inverted, the tilted strata near the main fault are back-rotated, but typical of these (brittle-only) models is the development of a pop-up structure at the tip of the flat part (Fig. 9l). Similar to its steep fault equivalent (Fig. 9d-f), adding a viscous layer into the brittle layers of the variable fault set-up decouples the brittle materials below it from those above it, resulting in a sag-like syn-rift deposition pattern during extension (Ferrer et al. 2016; Fig. 9n). When considering the model parts below the viscous layer, inversion creates similar structures as in the brittle-only models, but the flow of the viscous layer creates a smooth inverted basin above it (Fig. 9l, o). Similar to the steep fault model with a viscous layer, the viscous layer swells and is welded here too (Fig. 9f, o). For more insights into the complex interplay between basement fault geometry and brittle-viscous layering see Ferrer et al. (2016) and Roma et al. (2018a, b).

Finally, even though most fixed basement set-up models were designed to investigate 2D inversion, Yamada & McClay (2003a, b, 2004) also explored the third dimension. In these 3D experiments, they applied sinusoidal along-strike variations of the fault surfaces, which induced complex structures in both the initial extension and the subsequent inversion phase. An example of their model results is shown in Fig. 10.

Nalpas et al. (1995) and Brun & Nalpas (1996) tested the influence of a viscous layer, representing salt strata in nature, embedded within the brittle model materials overlying a VD (Fig. 11d-f). The viscous layer partially decouples the brittle material below it from the brittle material above it during initial extension (Fig. 11e, m). During subsequent compression and inversion, the viscous material will advect along the active faults (Fig. 11f). Similar to the brittle-only base plate models, orthogonal inversion favours the development of new, lower angle thrust faults (Fig. 11f, n), whereas oblique inversion preferentially reactivates the already existing basin boundary faults (Fig. 11i, o).

Adding a basal viscous layer to the base of the set-up, will detach the VD (to a degree) from the cover (Dubois et al. 2002; Konstantinovskaya et al. 2007). Depending on various factors, such as layer thicknesses, extension velocity, viscosity of the detachment layer, and the presence of a single or double VD, a single or double graben system, or even a wide rift zone may develop during extension (compare the rift phases of e.g., Dubois et al. 2002, Konstantinovskaya et al. 2007, and Mattioni et al. 2007, and see

Zwaan et al. 2019 for a broader discussion on this topic). In Fig. 11h we show an example with a double graben system developing above the VD, where some viscous material rises below the two rift basins (Dubois et al. 2002; Mattioni et al. 2007). Note that such double grabens can also be formed when applying a narrow patch of viscous material above the VD (Pinto et al. 2010). As this brittle-viscous system is inverted by orthogonal compression, basin boundary faults may slightly reactivate, but the bulk of the deformation is accounted for by new thrust faults rooting at the risen viscous material at the base of the graben, incorporating the original graben into a pop-up structure (Fig. 11i).

Page 40: [92] Deleted

Frank Zwaan

28.06.22 23:20

Page 40: [93] Deleted

Frank Zwaan

30.05.22 19:11

Page 42: [94] Deleted	Frank Zwaan	28.06.22 23:33
------------------------------	--------------------	-----------------------

5

Page 42: [94] Deleted	Frank Zwaan	28.06.22 23:33
------------------------------	--------------------	-----------------------

5

Page 42: [95] Deleted	Frank Zwaan	29.06.22 09:59
------------------------------	--------------------	-----------------------

g-

Page 42: [95] Deleted	Frank Zwaan	29.06.22 09:59
------------------------------	--------------------	-----------------------

g-

Page 42: [95] Deleted	Frank Zwaan	29.06.22 09:59
------------------------------	--------------------	-----------------------

g-

Page 42: [96] Deleted	Frank Zwaan	28.06.22 18:50
------------------------------	--------------------	-----------------------

Figure 15. Rotational inversion model. (a) Extensional phase: active subsidence at different extension percentages. (b) Compressional phase: active topography increment at different shortening percentages. (c) I, II, III: cross-sections at the end of initial extension by means of a base plate set-up. IV, V, VI: cross-sections after homogeneous shortening by means of a backstop moving into the model. Image adopted from Jara et al. (2015), and reproduced with permission from the Geological Society, London.

Page 42: [97] Deleted	Frank Zwaan	09.05.22 20:05
------------------------------	--------------------	-----------------------

et al.

Page 42: [97] Deleted	Frank Zwaan	09.05.22 20:05
------------------------------	--------------------	-----------------------

et al.

Page 42: [97] Deleted	Frank Zwaan	09.05.22 20:05
------------------------------	--------------------	-----------------------

et al.

Page 42: [97] Deleted	Frank Zwaan	09.05.22 20:05
------------------------------	--------------------	-----------------------

et al.

Page 42: [97] Deleted	Frank Zwaan	09.05.22 20:05
------------------------------	--------------------	-----------------------

et al.

Page 42: [97] Deleted	Frank Zwaan	09.05.22 20:05
------------------------------	--------------------	-----------------------

et al.

Page 42: [97] Deleted	Frank Zwaan	09.05.22 20:05
------------------------------	--------------------	-----------------------

et al.

Page 42: [97] Deleted	Frank Zwaan	09.05.22 20:05
------------------------------	--------------------	-----------------------

et al.

Page 42: [97] Deleted	Frank Zwaan	09.05.22 20:05
et al.		
Page 42: [97] Deleted	Frank Zwaan	09.05.22 20:05
et al.		
Page 42: [97] Deleted	Frank Zwaan	09.05.22 20:05
et al.		
Page 42: [97] Deleted	Frank Zwaan	09.05.22 20:05
et al.		
Page 42: [97] Deleted	Frank Zwaan	09.05.22 20:05
et al.		
Page 44: [98] Deleted	Frank Zwaan	28.06.22 23:23

Fig. 16. (a-b) Effect of presence and absence of syn-rift sedimentation during rifting (inspired by Richetti et al, in prep). (c-d) (c-d) Effect of magmatism and magma viscosity on inversion. Inspired by Martínez et al. (2018).

Page 48: [99] Deleted	Frank Zwaan	28.06.22 23:35
-----------------------	-------------	----------------

8

Page 48: [99] Deleted	Frank Zwaan	28.06.22 23:35
-----------------------	-------------	----------------

8

Page 48: [99] Deleted	Frank Zwaan	28.06.22 23:35
-----------------------	-------------	----------------

8

Page 48: [99] Deleted	Frank Zwaan	28.06.22 23:35
-----------------------	-------------	----------------

8

Page 48: [99] Deleted	Frank Zwaan	28.06.22 23:35
-----------------------	-------------	----------------

8

Page 48: [99] Deleted	Frank Zwaan	28.06.22 23:35
-----------------------	-------------	----------------

8

Page 48: [99] Deleted	Frank Zwaan	28.06.22 23:35
-----------------------	-------------	----------------

8

Page 48: [99] Deleted	Frank Zwaan	28.06.22 23:35
-----------------------	-------------	----------------

8

Page 48: [99] Deleted	Frank Zwaan	28.06.22 23:35
-----------------------	-------------	----------------

8

Page 48: [99] Deleted	Frank Zwaan	28.06.22 23:35
-----------------------	-------------	----------------

8

Page 48: [100] Deleted	Frank Zwaan	29.06.22 22:50
------------------------	-------------	----------------

8

Figure 18. Comparison of schematic model results with natural examples. (a) Mobile basement graben set-up, see model details in Section 4.1 and Fig. 8c. (b) Winterton High in the southern North Sea (modified after Badley et al. 1989, with permission from the Geological Society, London). (c-d) Inversion of a listric fault basin in (c) an analogue model and (d) in nature (sketch of a seismic line from the East Java Sea Basin by Goudswaard & Jenyon, 1988). Modified after McClay (1995), with permission from the Geological Society, London.

Page 48: [101] Deleted	Frank Zwaan	28.06.22 23:35
------------------------	-------------	----------------

8

Page 48: [101] Deleted	Frank Zwaan	28.06.22 23:35
------------------------	-------------	----------------

8

Page 48: [102] Deleted	Frank Zwaan	09.05.22 19:49
------------------------	-------------	----------------

&

Page 48: [102] Deleted	Frank Zwaan	09.05.22 19:49
-------------------------------	--------------------	-----------------------

&

Page 48: [102] Deleted	Frank Zwaan	09.05.22 19:49
-------------------------------	--------------------	-----------------------

&

Page 48: [102] Deleted	Frank Zwaan	09.05.22 19:49
-------------------------------	--------------------	-----------------------

&

Page 48: [102] Deleted	Frank Zwaan	09.05.22 19:49
-------------------------------	--------------------	-----------------------

&

Page 48: [102] Deleted	Frank Zwaan	09.05.22 19:49
-------------------------------	--------------------	-----------------------

&

Page 48: [102] Deleted	Frank Zwaan	09.05.22 19:49
-------------------------------	--------------------	-----------------------

&

Page 48: [102] Deleted	Frank Zwaan	09.05.22 19:49
-------------------------------	--------------------	-----------------------

&

Page 53: [103] Deleted	Frank Zwaan	22.06.22 15:21
-------------------------------	--------------------	-----------------------

Page 55: [104] Deleted	Frank Zwaan	29.06.22 22:44
-------------------------------	--------------------	-----------------------

Page 58: [105] Deleted	Frank Zwaan	30.06.22 14:39
-------------------------------	--------------------	-----------------------

Acknowledgements

The Swiss National Science Foundation is acknowledged for providing funding for this research (grant 200021-178731, <http://p3.snf.ch/Project-178731>), and for covering the Open Access publication fees. M. Rudolf has been funded by Deutsche Forschungsgemeinschaft (DFG) through grant number 235221301 - CRC 1114 "Scaling Cascades in Complex Systems", Project B01 "Fault networks and scaling properties of deformation accumulation." Research of O. Ferrer has been supported by the SABREM research project (PID2020-117598GB-I00), funded by MCIN/ AEI /10.13039/501100011033. The idea of the review paper was sparked during an EPOS, multi-scale laboratories (MSL) community meeting, and we thank EPOS MSL (<https://www.epos-eu.org/tcs/multi-scale-laboratories>) for providing an excellent discussion platform for such collaborative efforts.

Page 58: [106] Deleted	Frank Zwaan	30.06.22 14:39
-------------------------------	--------------------	-----------------------

A

Page 60: [107] Deleted	Frank Zwaan	13.05.22 19:23
-------------------------------	--------------------	-----------------------

Page 63: [108] Deleted	Frank Zwaan	30.05.22 18:13
-------------------------------	--------------------	-----------------------

Brune, J.N. and Ellis, M.A.: Structural features in a brittle–ductile wax model of continental extension, Nature, 387, 67–70. <https://doi.org/10.1038/387067a0>, 1997.

Page 63: [109] Deleted	Frank Zwaan	29.06.22 15:08
-------------------------------	--------------------	-----------------------

Brune, S., Corti, G., and Ranalli, G.: Controls of inherited lithospheric heterogeneity on rift linkage: Numerical and analogue models of interaction between the Kenyan and Ethiopian rifts across the Turkana depression, Tectonics, 36, 1767–1786, <https://doi.org/10.1002/2017TC004739>, 2017

Page 68: [110] Formatted	Frank Zwaan	26.06.22 11:45
---------------------------------	--------------------	-----------------------

Default Paragraph Font

Page 68: [111] Formatted	Frank Zwaan	26.06.22 11:45
---------------------------------	--------------------	-----------------------

Not Highlight

Page 68: [112] Formatted	Frank Zwaan	26.06.22 11:45
---------------------------------	--------------------	-----------------------

Font:Not Bold, English (UK), Not Highlight

Page 68: [113] Formatted	Frank Zwaan	26.06.22 11:45
---------------------------------	--------------------	-----------------------

English (UK)

Page 68: [114] Formatted	Frank Zwaan	26.06.22 11:45
---------------------------------	--------------------	-----------------------

English (UK)

Page 68: [115] Formatted	Frank Zwaan	26.06.22 11:45
---------------------------------	--------------------	-----------------------

English (UK)

Page 68: [116] Formatted	Frank Zwaan	26.06.22 11:45
---------------------------------	--------------------	-----------------------

English (UK)

Page 68: [117] Formatted	Frank Zwaan	26.06.22 11:45
---------------------------------	--------------------	-----------------------

English (UK)

Page 68: [118] Formatted	Frank Zwaan	26.06.22 11:45
---------------------------------	--------------------	-----------------------

English (UK)

Page 68: [119] Formatted	Frank Zwaan	26.06.22 11:45
---------------------------------	--------------------	-----------------------

Default Paragraph Font, English (UK)

Page 68: [120] Formatted	Frank Zwaan	26.06.22 11:45
---------------------------------	--------------------	-----------------------

English (UK)

Page 68: [121] Formatted	Frank Zwaan	26.06.22 11:45
---------------------------------	--------------------	-----------------------

English (UK)

Page 68: [122] Formatted	Frank Zwaan	26.06.22 11:45
---------------------------------	--------------------	-----------------------

Default Paragraph Font

Page 68: [123] Formatted	Frank Zwaan	26.06.22 11:45
---------------------------------	--------------------	-----------------------

English (UK)

Page 68: [124] Formatted	Frank Zwaan	26.06.22 11:45
---------------------------------	--------------------	-----------------------

Default Paragraph Font, English (UK)

Page 68: [125] Formatted	Frank Zwaan	26.06.22 11:45
---------------------------------	--------------------	-----------------------

English (UK)

Page 68: [126] Formatted	Frank Zwaan	26.06.22 11:45
---------------------------------	--------------------	-----------------------

English (UK)

Page 68: [127] Formatted	Frank Zwaan	26.06.22 11:45
---------------------------------	--------------------	-----------------------

Default Paragraph Font

Page 72: [128] Formatted	Frank Zwaan	26.06.22 11:45
---------------------------------	--------------------	-----------------------

English (UK)

Page 72: [129] Formatted	Frank Zwaan	26.06.22 11:45
---------------------------------	--------------------	-----------------------

English (UK)

Page 72: [130] Formatted	Frank Zwaan	26.06.22 11:45
---------------------------------	--------------------	-----------------------

English (UK)

Page 72: [131] Formatted	Frank Zwaan	26.06.22 11:45
---------------------------------	--------------------	-----------------------

English (UK)

Page 72: [132] Formatted	Frank Zwaan	26.06.22 11:45
---------------------------------	--------------------	-----------------------

English (UK)

Page 72: [133] Change	Unknown	
------------------------------	----------------	--

Field Code Changed

Page 72: [134] Formatted	Frank Zwaan	26.06.22 11:45
English (UK)		
Page 72: [135] Formatted	Frank Zwaan	26.06.22 11:45
English (UK)		
Page 72: [136] Formatted	Frank Zwaan	26.06.22 11:45
Default Paragraph Font		
Page 72: [137] Formatted	Frank Zwaan	26.06.22 11:45
English (UK)		
Page 72: [138] Formatted	Frank Zwaan	26.06.22 11:45
Default Paragraph Font, English (UK)		
Page 72: [139] Formatted	Frank Zwaan	26.06.22 11:45
English (UK)		
Page 72: [140] Formatted	Frank Zwaan	26.06.22 11:45
Default Paragraph Font, English (UK)		
Page 72: [141] Formatted	Frank Zwaan	26.06.22 11:45
English (UK)		
Page 72: [142] Formatted	Frank Zwaan	26.06.22 11:45
Default Paragraph Font		
Page 72: [143] Formatted	Frank Zwaan	26.06.22 11:45
English (UK)		
Page 72: [144] Formatted	Frank Zwaan	26.06.22 11:45
Default Paragraph Font, English (UK)		
Page 72: [145] Formatted	Frank Zwaan	26.06.22 11:45
English (UK)		
Page 72: [146] Formatted	Frank Zwaan	26.06.22 11:45
English (UK)		
Page 74: [147] Deleted	Frank Zwaan	09.05.22 21:11
Page 77: [148] Formatted	Frank Zwaan	26.06.22 11:45
English (UK)		
Page 77: [148] Formatted	Frank Zwaan	26.06.22 11:45
English (UK)		

Page 77: [148] Formatted	Frank Zwaan	26.06.22 11:45
---------------------------------	--------------------	-----------------------

English (UK)

Page 77: [149] Formatted	Frank Zwaan	26.06.22 11:45
---------------------------------	--------------------	-----------------------

English (UK)

Page 77: [149] Formatted	Frank Zwaan	26.06.22 11:45
---------------------------------	--------------------	-----------------------

English (UK)

Page 77: [149] Formatted	Frank Zwaan	26.06.22 11:45
---------------------------------	--------------------	-----------------------

English (UK)

Page 77: [150] Formatted	Frank Zwaan	26.06.22 11:45
---------------------------------	--------------------	-----------------------

Default Paragraph Font, English (UK)

Page 77: [150] Formatted	Frank Zwaan	26.06.22 11:45
---------------------------------	--------------------	-----------------------

Default Paragraph Font, English (UK)

Page 77: [150] Formatted	Frank Zwaan	26.06.22 11:45
---------------------------------	--------------------	-----------------------

Default Paragraph Font, English (UK)

Page 77: [151] Deleted	Frank Zwaan	29.06.22 14:53
-------------------------------	--------------------	-----------------------

Martínez, F. and Cristallini, E.: The doubly vergent inverted structures in the Mesozoic basins of northern Chile (28°S): A comparative analysis from field data and analogue modeling, *J. S. Am. Earth Sci.*, 77, 327-340, <https://doi.org/10.1016/j.jsames.2017.02.002>, 2017

Page 77: [152] Formatted	Frank Zwaan	26.06.22 11:45
---------------------------------	--------------------	-----------------------

Default Paragraph Font, English (UK)

Page 77: [152] Formatted	Frank Zwaan	26.06.22 11:45
---------------------------------	--------------------	-----------------------

Default Paragraph Font, English (UK)

Page 77: [153] Formatted	Frank Zwaan	26.06.22 11:45
---------------------------------	--------------------	-----------------------

Not Highlight

Page 77: [153] Formatted	Frank Zwaan	26.06.22 11:45
---------------------------------	--------------------	-----------------------

Not Highlight

Page 77: [153] Formatted	Frank Zwaan	26.06.22 11:45
---------------------------------	--------------------	-----------------------

Not Highlight

Page 77: [153] Formatted	Frank Zwaan	26.06.22 11:45
---------------------------------	--------------------	-----------------------

Not Highlight

Page 77: [154] Formatted	Frank Zwaan	26.06.22 11:45
---------------------------------	--------------------	-----------------------

English (UK)

Page 77: [154] Formatted	Frank Zwaan	26.06.22 11:45
---------------------------------	--------------------	-----------------------

English (UK)

Page 80: [155] Deleted	Frank Zwaan	26.06.22 12:24
-------------------------------	--------------------	-----------------------

Oldenburg, D.W. and Brune, J.N.: Ridge transform fault spreading pattern in freezing wax, Science, 178, 301–304, <https://doi.org/10.1126/science.178.4058.301>, 1972

Page 81: [156] Formatted	Frank Zwaan	26.06.22 11:45
---------------------------------	--------------------	-----------------------

English (UK)

Page 81: [157] Formatted	Frank Zwaan	22.05.22 11:04
---------------------------------	--------------------	-----------------------

No bullets or numbering

Page 81: [158] Formatted	Frank Zwaan	26.06.22 11:45
---------------------------------	--------------------	-----------------------

Font:Not Italic, English (UK)

Page 81: [159] Formatted	Frank Zwaan	26.06.22 11:45
---------------------------------	--------------------	-----------------------

English (UK)

Page 81: [160] Formatted	Frank Zwaan	26.06.22 11:45
---------------------------------	--------------------	-----------------------

Font:Not Italic, English (UK)

Page 81: [161] Formatted	Frank Zwaan	26.06.22 11:45
---------------------------------	--------------------	-----------------------

English (UK)

Page 81: [162] Formatted	Frank Zwaan	26.06.22 11:45
---------------------------------	--------------------	-----------------------

English (UK)

Page 81: [163] Formatted	Frank Zwaan	26.06.22 11:45
---------------------------------	--------------------	-----------------------

English (UK)

Page 81: [164] Moved to page 80 (Move #3)	Frank Zwaan	22.05.22 11:03
--	--------------------	-----------------------

Oertel, G.: The mechanism of faulting in clay experiments, Tectonophysics, 2, 343-393, [https://doi.org/10.1016/0040-1951\(65\)90032-6](https://doi.org/10.1016/0040-1951(65)90032-6), 1965

Page 81: [165] Formatted	Frank Zwaan	26.06.22 11:45
---------------------------------	--------------------	-----------------------

Default Paragraph Font

Page 81: [166] Formatted	Frank Zwaan	26.06.22 11:45
---------------------------------	--------------------	-----------------------

Default Paragraph Font

Page 81: [167] Formatted	Frank Zwaan	26.06.22 11:45
---------------------------------	--------------------	-----------------------

English (UK)

Page 81: [168] Formatted	Frank Zwaan	26.06.22 11:45
---------------------------------	--------------------	-----------------------

Default Paragraph Font

Page 81: [169] Formatted	Frank Zwaan	26.06.22 11:45
English (UK)		
Page 81: [170] Formatted	Frank Zwaan	26.06.22 11:45
English (UK)		
Page 81: [171] Formatted	Frank Zwaan	26.06.22 11:45
English (UK)		
Page 81: [172] Formatted	Frank Zwaan	26.06.22 11:45
English (UK)		
Page 81: [173] Formatted	Frank Zwaan	26.06.22 11:45
English (UK)		
Page 81: [174] Formatted	Frank Zwaan	26.06.22 11:45
Default Paragraph Font, English (UK)		
Page 81: [175] Formatted	Frank Zwaan	26.06.22 11:45
English (UK)		
Page 82: [176] Formatted	Frank Zwaan	26.06.22 11:45
English (UK)		
Page 82: [176] Formatted	Frank Zwaan	26.06.22 11:45
English (UK)		
Page 82: [177] Formatted	Frank Zwaan	26.06.22 11:45
Default Paragraph Font, English (UK)		
Page 82: [177] Formatted	Frank Zwaan	26.06.22 11:45
Default Paragraph Font, English (UK)		
Page 82: [178] Formatted	Frank Zwaan	26.06.22 11:45
English (UK)		
Page 82: [178] Formatted	Frank Zwaan	26.06.22 11:45
English (UK)		
Page 82: [179] Formatted	Frank Zwaan	26.06.22 11:45
Default Paragraph Font, English (UK)		
Page 82: [179] Formatted	Frank Zwaan	26.06.22 11:45
Default Paragraph Font, English (UK)		
Page 82: [180] Formatted	Frank Zwaan	26.06.22 11:45
English (UK)		

Page 82: [180] Formatted	Frank Zwaan	26.06.22 11:45
---------------------------------	--------------------	-----------------------

English (UK)

Page 82: [180] Formatted	Frank Zwaan	26.06.22 11:45
---------------------------------	--------------------	-----------------------

English (UK)

Page 82: [181] Formatted	Frank Zwaan	26.06.22 11:45
---------------------------------	--------------------	-----------------------

English (UK)

Page 82: [181] Formatted	Frank Zwaan	26.06.22 11:45
---------------------------------	--------------------	-----------------------

English (UK)

Page 82: [181] Formatted	Frank Zwaan	26.06.22 11:45
---------------------------------	--------------------	-----------------------

English (UK)

Page 82: [182] Formatted	Frank Zwaan	26.06.22 11:45
---------------------------------	--------------------	-----------------------

English (UK)

Page 82: [182] Formatted	Frank Zwaan	26.06.22 11:45
---------------------------------	--------------------	-----------------------

English (UK)

Page 82: [182] Formatted	Frank Zwaan	26.06.22 11:45
---------------------------------	--------------------	-----------------------

English (UK)

Page 82: [182] Formatted	Frank Zwaan	26.06.22 11:45
---------------------------------	--------------------	-----------------------

English (UK)

Page 82: [182] Formatted	Frank Zwaan	26.06.22 11:45
---------------------------------	--------------------	-----------------------

English (UK)

Page 82: [182] Formatted	Frank Zwaan	26.06.22 11:45
---------------------------------	--------------------	-----------------------

English (UK)

Page 82: [182] Formatted	Frank Zwaan	26.06.22 11:45
---------------------------------	--------------------	-----------------------

English (UK)

Page 84: [183] Formatted	Frank Zwaan	26.06.22 11:45
---------------------------------	--------------------	-----------------------

English (UK)

Page 84: [183] Formatted	Frank Zwaan	26.06.22 11:45
---------------------------------	--------------------	-----------------------

English (UK)

Page 84: [183] Formatted	Frank Zwaan	26.06.22 11:45
---------------------------------	--------------------	-----------------------

English (UK)

Page 84: [184] Formatted	Frank Zwaan	26.06.22 11:45
---------------------------------	--------------------	-----------------------

English (UK)

Page 84: [184] Formatted	Frank Zwaan	26.06.22 11:45
English (UK)		
Page 84: [184] Formatted	Frank Zwaan	26.06.22 11:45
English (UK)		
Page 84: [185] Formatted	Frank Zwaan	26.06.22 11:45
English (UK)		
Page 84: [185] Formatted	Frank Zwaan	26.06.22 11:45
English (UK)		
Page 84: [186] Formatted	Frank Zwaan	29.06.22 15:23
Font:Not Bold		
Page 84: [186] Formatted	Frank Zwaan	29.06.22 15:23
Font:Not Bold		
Page 84: [186] Formatted	Frank Zwaan	29.06.22 15:23
Font:Not Bold		
Page 84: [186] Formatted	Frank Zwaan	29.06.22 15:23
Font:Not Bold		
Page 84: [186] Formatted	Frank Zwaan	29.06.22 15:23
Font:Not Bold		
Page 84: [186] Formatted	Frank Zwaan	29.06.22 15:23
Font:Not Bold		
Page 84: [187] Formatted	Frank Zwaan	26.06.22 11:45
Default Paragraph Font, English (UK)		
Page 84: [187] Formatted	Frank Zwaan	26.06.22 11:45
Default Paragraph Font, English (UK)		
Page 85: [188] Formatted	Frank Zwaan	26.06.22 11:45
English (UK)		
Page 85: [188] Formatted	Frank Zwaan	26.06.22 11:45
English (UK)		
Page 85: [188] Formatted	Frank Zwaan	26.06.22 11:45
English (UK)		
Page 85: [189] Deleted	Frank Zwaan	22.05.22 13:01

Page 85: [189] Deleted	Frank Zwaan	22.05.22 13:01
-------------------------------	--------------------	-----------------------

Page 85: [190] Formatted	Frank Zwaan	26.06.22 11:45
---------------------------------	--------------------	-----------------------

English (UK)

Page 85: [190] Formatted	Frank Zwaan	26.06.22 11:45
---------------------------------	--------------------	-----------------------

English (UK)

Page 85: [191] Deleted	Frank Zwaan	26.06.22 12:26
-------------------------------	--------------------	-----------------------

Schöfisch, T., Koyi, H., and Almqvist, B.: Anisotropy of magnetic susceptibility as strain indicator in a fold-and-thrust belt sandbox model above décollements with frictional contrast, EGU General Assembly 2020, Online, 4–8 May 2020, EGU2020-15507, <https://doi.org/10.5194/egusphere-egu2020-15507>, 2020

Page 85: [192] Formatted	Frank Zwaan	26.06.22 11:45
---------------------------------	--------------------	-----------------------

English (UK)

Page 85: [192] Formatted	Frank Zwaan	26.06.22 11:45
---------------------------------	--------------------	-----------------------

English (UK)

Page 85: [192] Formatted	Frank Zwaan	26.06.22 11:45
---------------------------------	--------------------	-----------------------

English (UK)

Page 85: [193] Formatted	Frank Zwaan	26.06.22 11:45
---------------------------------	--------------------	-----------------------

Default Paragraph Font, English (UK)

Page 85: [193] Formatted	Frank Zwaan	26.06.22 11:45
---------------------------------	--------------------	-----------------------

Default Paragraph Font, English (UK)

Page 85: [194] Formatted	Frank Zwaan	26.06.22 11:45
---------------------------------	--------------------	-----------------------

English (UK)

Page 85: [194] Formatted	Frank Zwaan	26.06.22 11:45
---------------------------------	--------------------	-----------------------

English (UK)

Page 85: [194] Formatted	Frank Zwaan	26.06.22 11:45
---------------------------------	--------------------	-----------------------

English (UK)

Page 85: [195] Formatted	Frank Zwaan	26.06.22 11:45
---------------------------------	--------------------	-----------------------

English (UK)

Page 85: [195] Formatted	Frank Zwaan	26.06.22 11:45
---------------------------------	--------------------	-----------------------

English (UK)

Page 85: [196] Deleted	Frank Zwaan	13.05.22 17:08
-------------------------------	--------------------	-----------------------

Page 85: [196] Deleted	Frank Zwaan	13.05.22 17:08
-------------------------------	--------------------	-----------------------

Page 87: [197] Formatted	Frank Zwaan	26.06.22 11:45
---------------------------------	--------------------	-----------------------

English (UK)

Page 87: [198] Formatted	Frank Zwaan	26.06.22 11:45
---------------------------------	--------------------	-----------------------

English (UK)

Page 87: [199] Formatted	Frank Zwaan	26.06.22 11:45
---------------------------------	--------------------	-----------------------

English (UK)

Page 87: [200] Formatted	Frank Zwaan	26.06.22 11:45
---------------------------------	--------------------	-----------------------

Default Paragraph Font

Page 87: [201] Formatted	Frank Zwaan	26.06.22 11:45
---------------------------------	--------------------	-----------------------

English (UK)

Page 87: [202] Formatted	Frank Zwaan	26.06.22 11:45
---------------------------------	--------------------	-----------------------

English (UK)

Page 87: [203] Deleted	Frank Zwaan	29.06.22 14:32
-------------------------------	--------------------	-----------------------

Stewart, S.A. and Clark, J.A.: Impact of salt on the structure of the Central North Sea hydrocarbon fairways, *Petrol. Geol. Conf. Ser.*, 5, 179-200, <https://doi.org/10.1144/0050179>, 1999

Stewart, S.A.: Salt tectonics in the North Sea Basin: a structural style template for seismic interpreters, *Geol. Soc. Spec. Publ.*, 272, 361-396, <https://doi.org/10.1144/GSL.SP.2007.272.01.19>, 2007

Page 87: [204] Formatted	Frank Zwaan	26.06.22 11:45
---------------------------------	--------------------	-----------------------

English (UK)

Page 87: [205] Formatted	Frank Zwaan	26.06.22 11:45
---------------------------------	--------------------	-----------------------

Default Paragraph Font

Page 87: [206] Formatted	Frank Zwaan	26.06.22 11:45
---------------------------------	--------------------	-----------------------

English (UK)

Page 87: [207] Formatted	Frank Zwaan	26.06.22 11:45
---------------------------------	--------------------	-----------------------

English (UK)

Page 87: [208] Formatted	Frank Zwaan	26.06.22 11:45
---------------------------------	--------------------	-----------------------

Default Paragraph Font

Page 87: [209] Formatted	Frank Zwaan	26.06.22 11:45
---------------------------------	--------------------	-----------------------

English (UK)

Page 87: [210] Formatted	Frank Zwaan	26.06.22 11:45
Default Paragraph Font		
Page 87: [211] Formatted	Frank Zwaan	26.06.22 11:45
Default Paragraph Font		
Page 87: [212] Formatted	Frank Zwaan	26.06.22 11:45
English (UK)		
Page 87: [213] Formatted	Frank Zwaan	26.06.22 11:45
English (UK)		
Page 87: [214] Formatted	Frank Zwaan	26.06.22 11:45
English (UK)		
Page 87: [215] Formatted	Frank Zwaan	26.06.22 11:45
English (UK)		
Page 87: [216] Formatted	Frank Zwaan	26.06.22 11:45
English (UK)		
Page 88: [217] Formatted	Frank Zwaan	26.06.22 11:45
English (UK)		
Page 88: [217] Formatted	Frank Zwaan	26.06.22 11:45
English (UK)		
Page 88: [217] Formatted	Frank Zwaan	26.06.22 11:45
English (UK)		
Page 88: [218] Formatted	Frank Zwaan	26.06.22 11:45
English (UK)		
Page 88: [218] Formatted	Frank Zwaan	26.06.22 11:45
English (UK)		
Page 88: [219] Formatted	Frank Zwaan	26.06.22 11:45
English (UK)		
Page 88: [219] Formatted	Frank Zwaan	26.06.22 11:45
English (UK)		
Page 88: [219] Formatted	Frank Zwaan	26.06.22 11:45
English (UK)		
Page 88: [220] Formatted	Frank Zwaan	26.06.22 11:45
English (UK)		

Page 88: [220] Formatted	Frank Zwaan	26.06.22 11:45
English (UK)		
Page 88: [220] Formatted	Frank Zwaan	26.06.22 11:45
English (UK)		
Page 88: [221] Deleted	Frank Zwaan	22.05.22 13:05
.		
Page 88: [221] Deleted	Frank Zwaan	22.05.22 13:05
.		
Page 88: [222] Formatted	Frank Zwaan	26.06.22 11:45
English (UK)		
Page 88: [222] Formatted	Frank Zwaan	26.06.22 11:45
English (UK)		
Page 88: [222] Formatted	Frank Zwaan	26.06.22 11:45
English (UK)		
Page 88: [223] Formatted	Frank Zwaan	26.06.22 11:45
English (UK)		
Page 88: [223] Formatted	Frank Zwaan	26.06.22 11:45
English (UK)		
Page 88: [223] Formatted	Frank Zwaan	26.06.22 11:45
English (UK)		
Page 89: [224] Deleted	Frank Zwaan	13.05.22 17:15
i		
Page 89: [224] Deleted	Frank Zwaan	13.05.22 17:15
i		
Page 89: [224] Deleted	Frank Zwaan	13.05.22 17:15
i		
Page 89: [225] Formatted	Frank Zwaan	26.06.22 11:45
Default Paragraph Font, English (UK)		
Page 89: [225] Formatted	Frank Zwaan	26.06.22 11:45
Default Paragraph Font, English (UK)		
Page 89: [226] Formatted	Frank Zwaan	26.06.22 11:45
Default Paragraph Font, English (UK)		

Page 89: [226] Formatted	Frank Zwaan	26.06.22 11:45
---------------------------------	--------------------	-----------------------

Default Paragraph Font, English (UK)

Page 89: [227] Deleted	Frank Zwaan	08.05.22 10:18
-------------------------------	--------------------	-----------------------

Page 89: [227] Deleted	Frank Zwaan	08.05.22 10:18
-------------------------------	--------------------	-----------------------

Page 89: [228] Formatted	Frank Zwaan	26.06.22 11:45
---------------------------------	--------------------	-----------------------

Default Paragraph Font, English (UK)

Page 89: [228] Formatted	Frank Zwaan	26.06.22 11:45
---------------------------------	--------------------	-----------------------

Default Paragraph Font, English (UK)

Page 89: [229] Formatted	Frank Zwaan	26.06.22 11:45
---------------------------------	--------------------	-----------------------

English (UK)

Page 89: [229] Formatted	Frank Zwaan	26.06.22 11:45
---------------------------------	--------------------	-----------------------

English (UK)

Page 89: [230] Formatted	Frank Zwaan	26.06.22 11:45
---------------------------------	--------------------	-----------------------

English (UK)

Page 89: [230] Formatted	Frank Zwaan	26.06.22 11:45
---------------------------------	--------------------	-----------------------

English (UK)

Page 89: [230] Formatted	Frank Zwaan	26.06.22 11:45
---------------------------------	--------------------	-----------------------

English (UK)

Page 90: [231] Deleted	Frank Zwaan	26.06.22 12:29
-------------------------------	--------------------	-----------------------

Zwaan, F. and Schreurs, G.: Analogue models of lithospheric-scale rifting in an X-Ray CT scanner syrup models, AGU Fall Meeting 2021, Online, 13-17 December 2021, T42A-03, <https://agu.confex.com/agu/fm21/meetingapp.cgi/Paper/869319>, 2021

Zwaan, F. and Schreurs, G.: Analogue Modeling of Continental Rifting: An Overview, in: Continental Rifted Margins I, edited by: Peron-Pinvidic, G., ISTE-Wiley, <https://doi.org/10.51926>, in press
Preprint: <https://www.researchgate.net/publication/349536310>

Page 91: [232] Deleted	Frank Zwaan	29.06.22 16:06
-------------------------------	--------------------	-----------------------

Zwaan, F. and Schreurs, G.: Rift segment interaction in orthogonal and rotational extension experiments: Implications for the large-scale development of rift systems, J. Struct. Geol. 140, 104119. <https://doi.org/10.1016/j.jsg.2020.104119>, 2020

Page 91: [233] Formatted	Frank Zwaan	26.06.22 11:45
---------------------------------	--------------------	-----------------------

English (UK)

Page 91: [233] Formatted	Frank Zwaan	26.06.22 11:45
---------------------------------	--------------------	-----------------------

English (UK)

Page 91: [233] Formatted	Frank Zwaan	26.06.22 11:45
---------------------------------	--------------------	-----------------------

English (UK)

Page 91: [234] Deleted	Frank Zwaan	21.06.22 17:04
-------------------------------	--------------------	-----------------------

a

Page 91: [234] Deleted	Frank Zwaan	21.06.22 17:04
-------------------------------	--------------------	-----------------------

a

Page 91: [235] Formatted	Frank Zwaan	26.06.22 11:45
---------------------------------	--------------------	-----------------------

English (UK)

Page 91: [235] Formatted	Frank Zwaan	26.06.22 11:45
---------------------------------	--------------------	-----------------------

English (UK)

Page 91: [235] Formatted	Frank Zwaan	26.06.22 11:45
---------------------------------	--------------------	-----------------------

English (UK)

Page 91: [236] Formatted	Frank Zwaan	26.06.22 11:45
---------------------------------	--------------------	-----------------------

Default Paragraph Font, English (UK)

Page 91: [236] Formatted	Frank Zwaan	26.06.22 11:45
---------------------------------	--------------------	-----------------------

Default Paragraph Font, English (UK)

Page 91: [237] Formatted	Frank Zwaan	26.06.22 11:45
---------------------------------	--------------------	-----------------------

English (UK)

Page 91: [237] Formatted	Frank Zwaan	26.06.22 11:45
---------------------------------	--------------------	-----------------------

English (UK)

Page 91: [237] Formatted	Frank Zwaan	26.06.22 11:45
---------------------------------	--------------------	-----------------------

English (UK)

Page 91: [238] Formatted	Frank Zwaan	26.06.22 11:45
---------------------------------	--------------------	-----------------------

English (UK)

Page 91: [238] Formatted	Frank Zwaan	26.06.22 11:45
---------------------------------	--------------------	-----------------------

English (UK)

Page 91: [238] Formatted	Frank Zwaan	26.06.22 11:45
---------------------------------	--------------------	-----------------------

English (UK)